

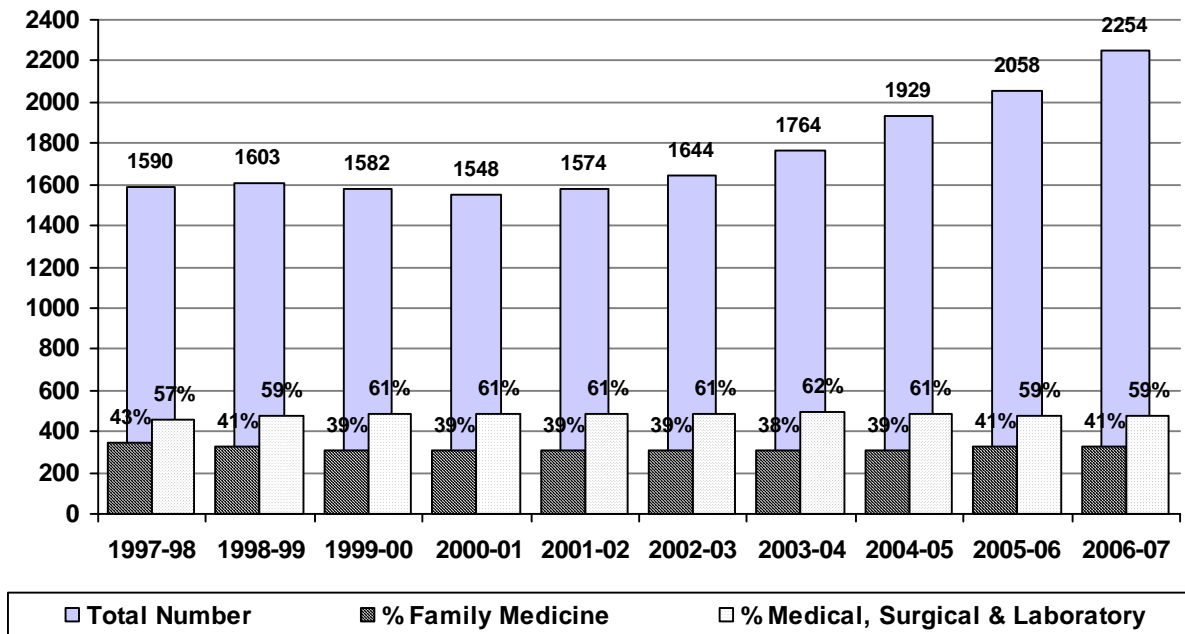
Quick Facts 2006-2007

1. Quick Facts: Concerning Canadian Citizens/Permanent Residents

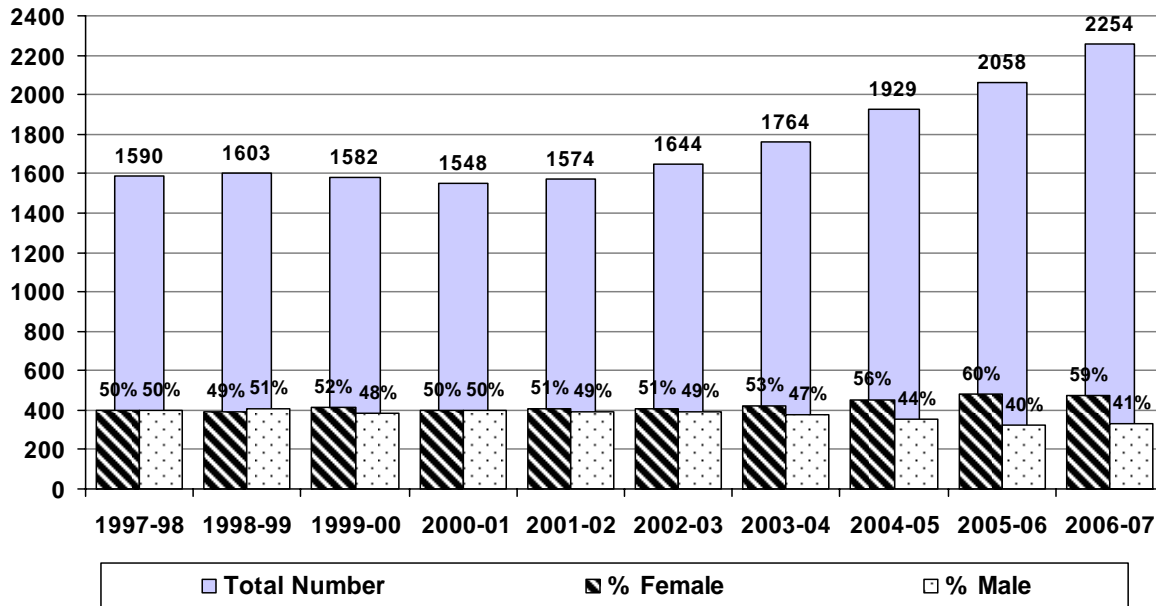
This section presents summary statistics for post-M.D. trainees who are possibly more likely to be among Canada's future physicians due to their citizenship status. Included in the results are graduates of Canadian faculties of medicine as well as international medical graduates (IMGs) who are Canadian citizens or permanent residents.

- A. First year trainees:** During the period 1997-98, the number of first year post-M.D. medical trainees was lowest in 2000-01 (n=1548). Since 2000-01 the number of first year trainees has increased in each consecutive year. At 2254, the number of first year trainees in 2006-07 is 46% higher than the number in 2000-01. Among all trainees, first year trainees have increased proportionately from 22% in 1997-98 to 25% in 2006-07. (Figures 1 and 4)
- B. International Medical Graduates:** Among first year trainees IMGs have increased in number and as a proportion of all first year trainees. In 2006-07 there were 360 first year post-M.D. IMG trainees in Canada, up from 259 the previous year. IMGs comprised 16% of all first year post-M.D. trainees in 2006-07, the highest such percentage value between 1997-98 and 2006-07. (Figure 3)
- C. Gender:** The proportion of medical trainees who are women has increased over the past decade; 59% of physicians entering training in 2006-07 were female, compared to 50% in 1997-98. In 2006-07, 66% of physicians exiting family medicine training programs were female and 44% of those exiting medical, surgical and laboratory programs were women. (Figures 2, 10 and 11)
- D. Specialty mix:** In 2006-07, 923 (41%) of the first year trainees were in family medicine programs and 1331 (59%) were in medical, surgical and laboratory programs. Among exiting trainees in 2006-07, 40% were completing family medicine programs and 60% were completing medical, surgical and laboratory programs. (Figures 1 and 7)

1. Canadian Citizens and Permanent Residents: First Year Trainees in Family Medicine and Medical/Surgical/Laboratory Training Programs

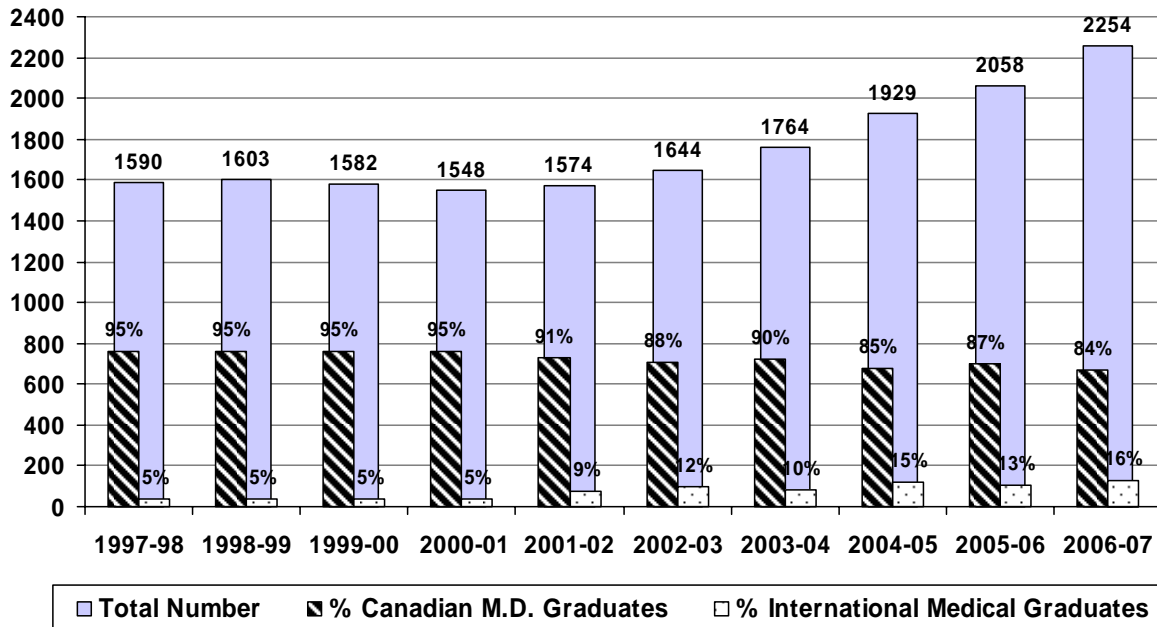


2. Canadian Citizens and Permanent Residents: First Year Trainees by Sex



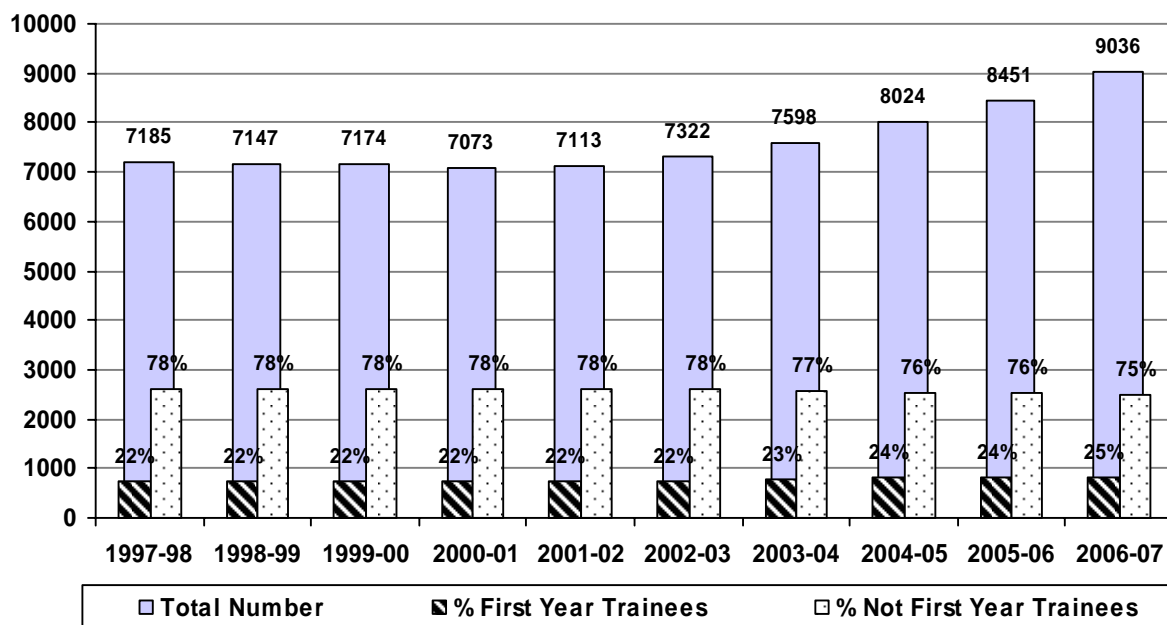
While the total number of Canadian citizens/permanent residents entering training has increased almost 10%, from 2058 in 2005-06 to 2254 in 2006-07, the male:female ratio is similar in both years.

3. Canadian Citizens and Permanent Residents: Comparison of First Year Trainees Based on Canadian M.D. Graduation and International Medical Graduation



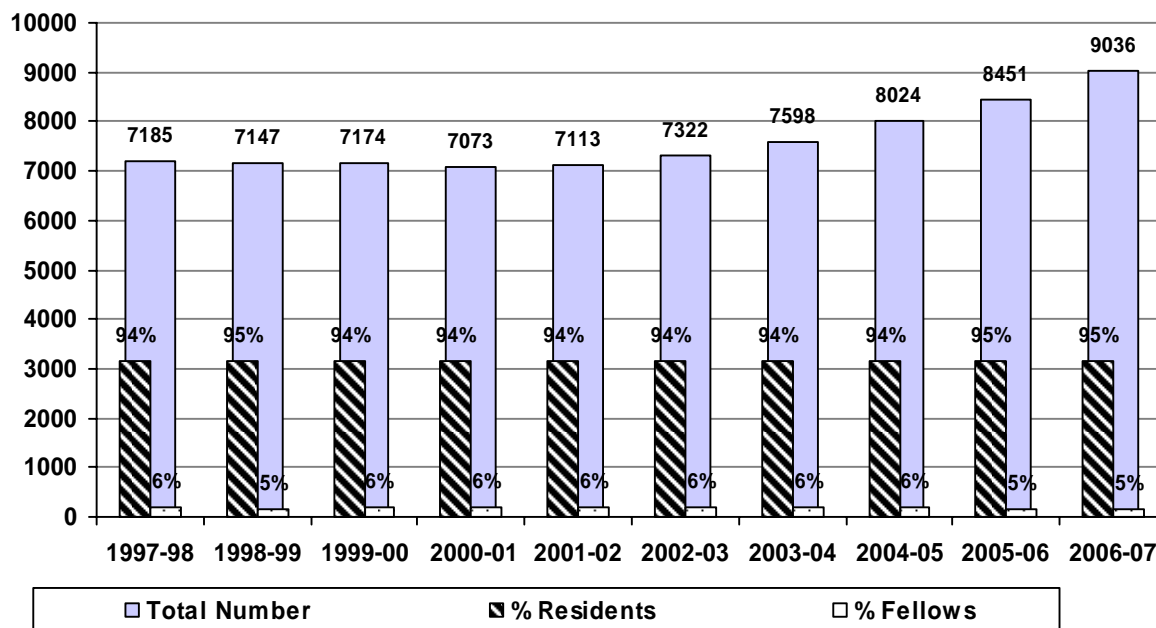
The numbers of Canadian and international medical graduates increased in 2006-07. IMGs represented 5% of first year trainees in each year between 1997-98 and 2000-01. Since then, there has been a general increase in the proportion of first year trainees who are IMGs.

4. Canadian Citizens and Permanent Residents: First Year Post-M.D. Trainees and Non First Year Trainees



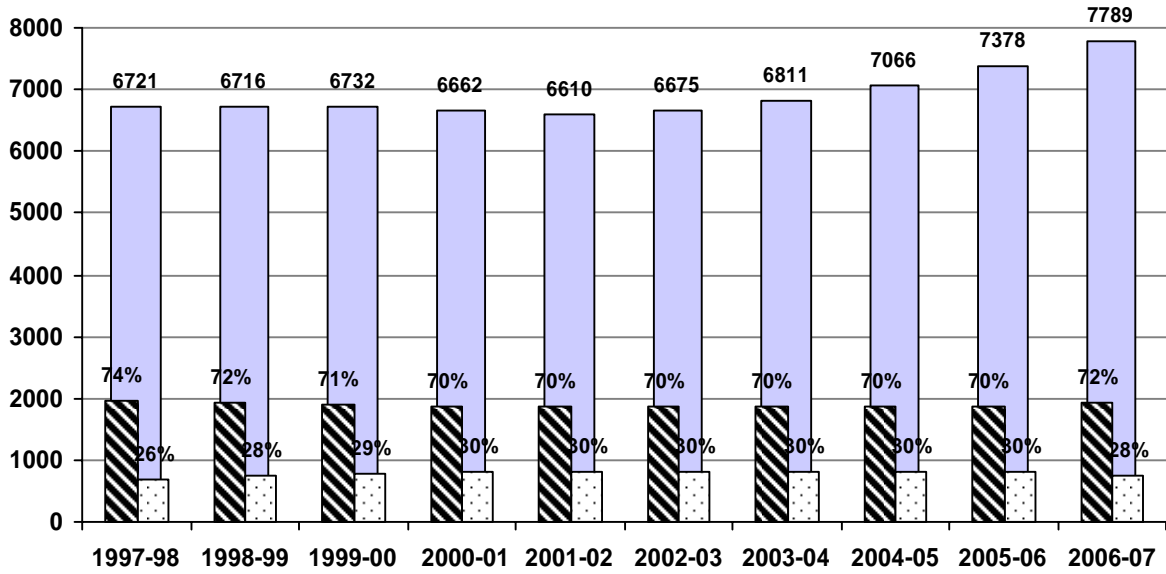
First year trainees continue to comprise approximately one-quarter of all post-M.D. trainees. Total post-M.D. enrollment has grown steadily since 2000-01. The total number of Canadian citizens/permanent residents enrolled in post-M.D. training increased 28% between 2000-01 and 2006-07.

5. Canadian Citizens and Permanent Residents: Residents and Fellows



There has been a slight decrease in the proportion of Canadian citizen/permanent resident physicians who are fellows at advanced levels of training. This is a result of the increasing number of residents entering at the R-1 level.

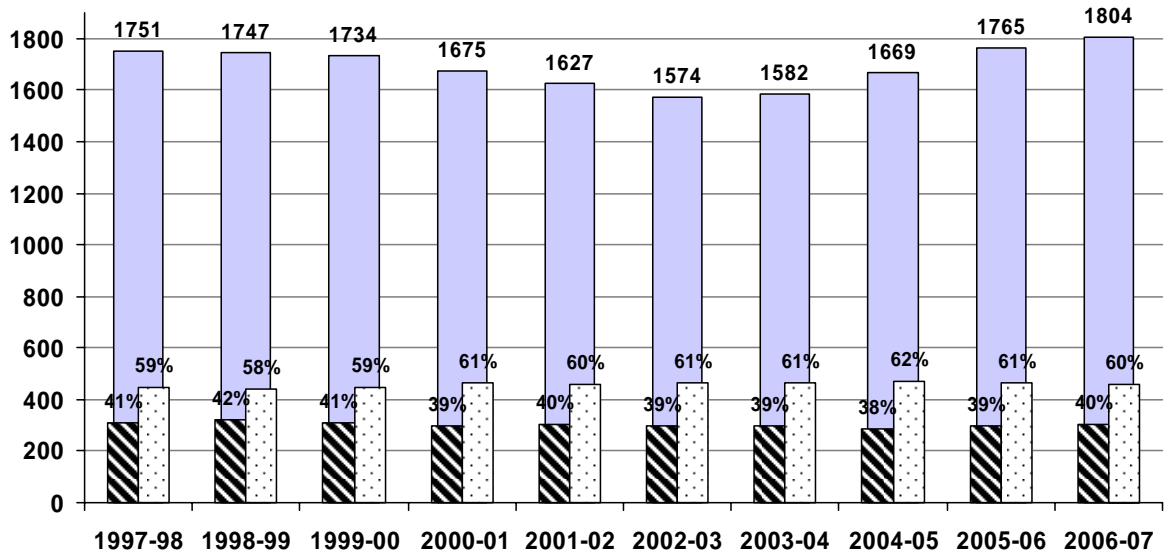
6. Canadian Citizens and Permanent Residents: Canadian M.D. Graduates Pursuing Post-M.D. Training Within and Outside Their Province of M.D. Graduation



Total Number
 % Post-M.D. Training in M.D. Prov.
 % Post-M.D. Training in Different Prov.

The proportion of Canadian graduates who do their post-M.D. training in the province where they earned their M.D. degree remained stable at 70% between 2000-01 and 2005-06. The percentage increased slightly (to 72%) in 2006-07.

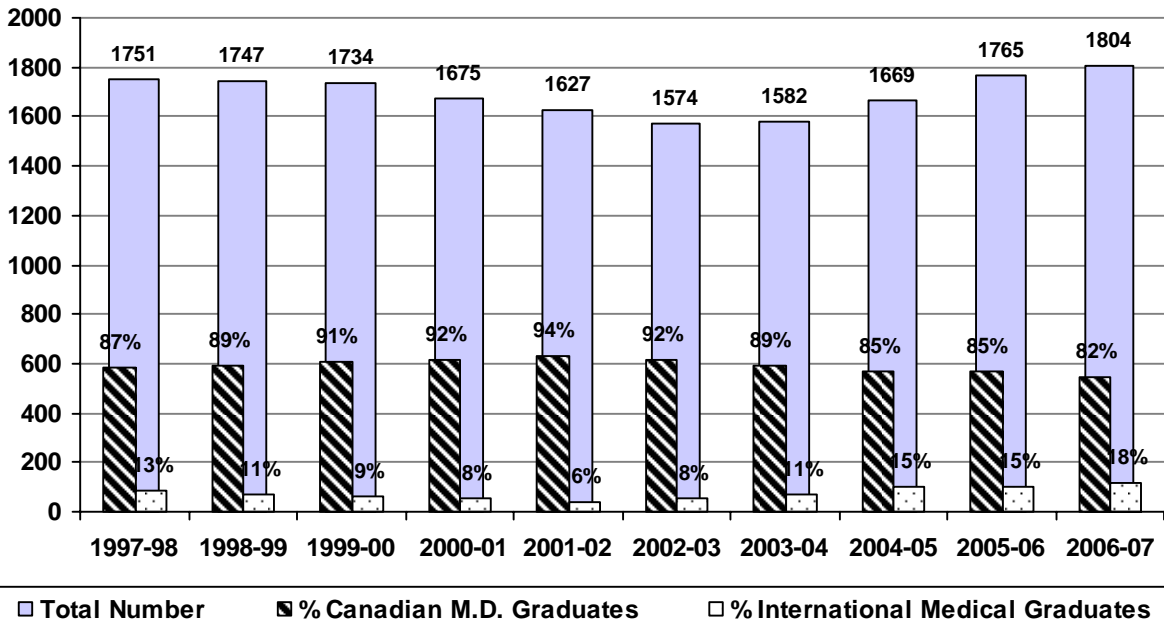
7. Canadian Citizens and Permanent Residents: Post-M.D. Trainees Exiting Family Medicine Vs. Medical, Surgical Laboratory Programs



Total Number
 % Family Medicine
 % Medical, Surgical & Laboratory

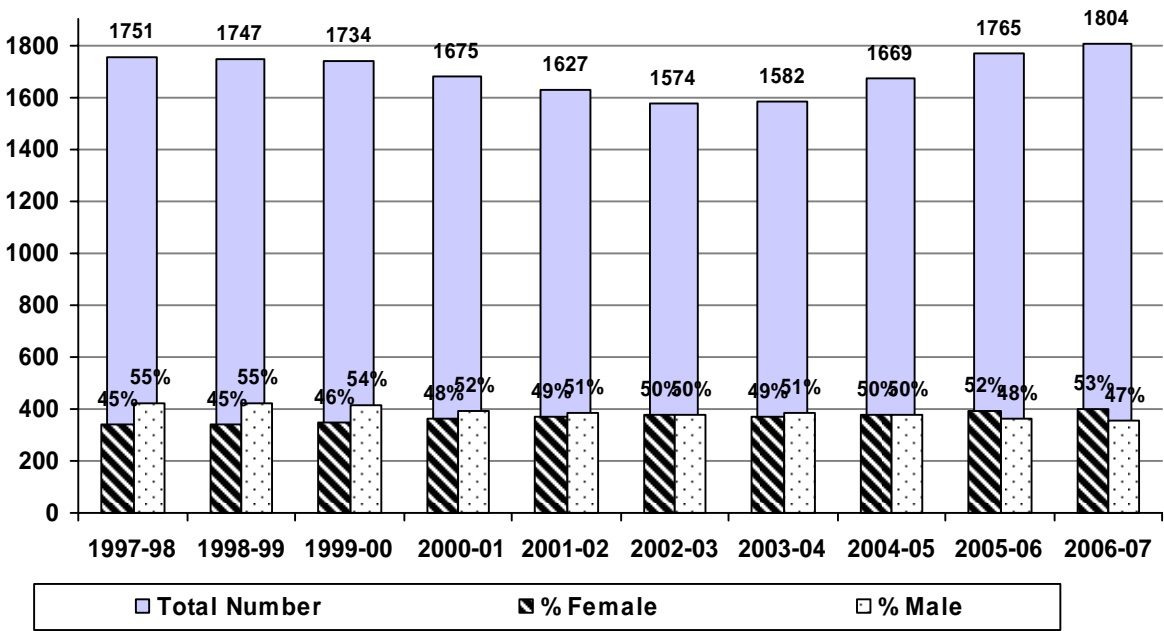
As the number of Canadian citizens/permanent residents entering post-M.D. training has increased, so too has the number of physicians exiting post-M.D. training. The number of physicians exiting post-M.D. training went from 1574 in 2002-03 to 1804 in 2006-07, a 15% increase.

8. Canadian Citizens and Permanent Residents: Exiting Post-M.D. Trainees by Canadian M.D. Graduate and International Medical Graduate Status



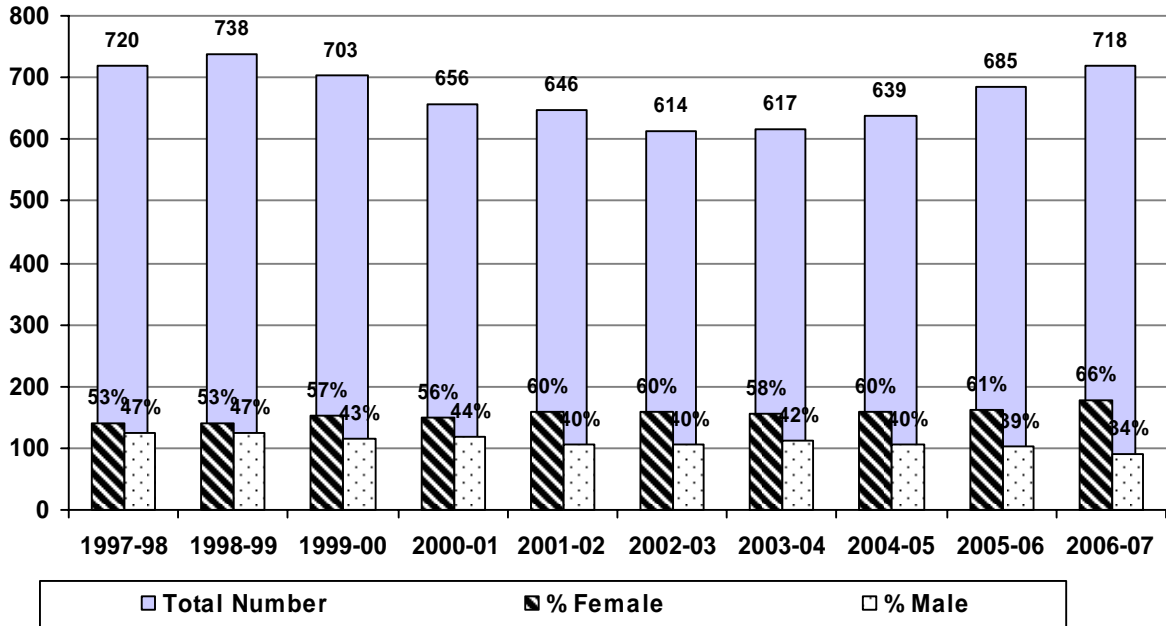
In 2006-07 international medical graduates (Canadian citizens/permanent residents) comprise 18% (n = 325) of the practice entry cohort. There were 1479 graduates of Canadian medical schools (82%) in the practice entry group.

9. Canadian Citizens and Permanent Residents: Exiting Post-M.D. Trainees by Sex



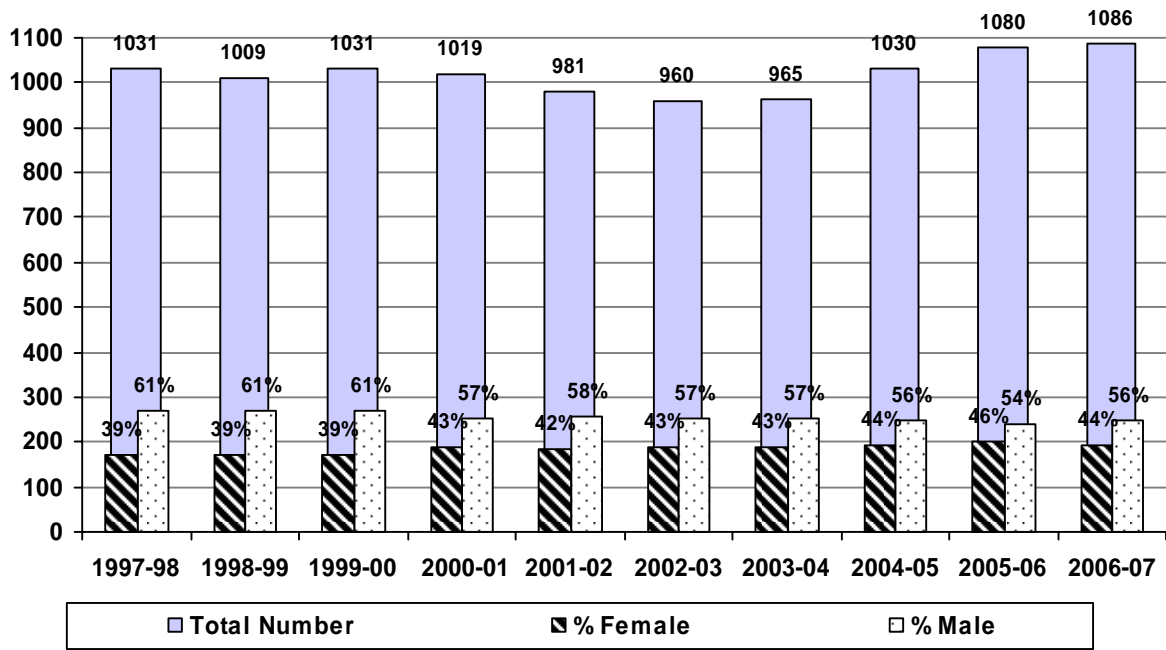
2005-06 was the first year in which females outnumbered males in Canada's physician practice entry cohort. This pattern is repeated in 2006-07.

10. Canadian Citizens and Permanent Residents: Exiting Family Medicine Post-M.D. Trainees by Sex



Over the past 10 years females constitute an increasing proportion of family physicians completing post-M.D. training. Of the 718 physicians who completed family medicine training in 2006-07, 471 (66%) were female and 247 (34%) were male.

11. Canadian Citizens and Permanent Residents: Exiting Medical, Surgical and Laboratory Post-M.D. Trainees by Sex



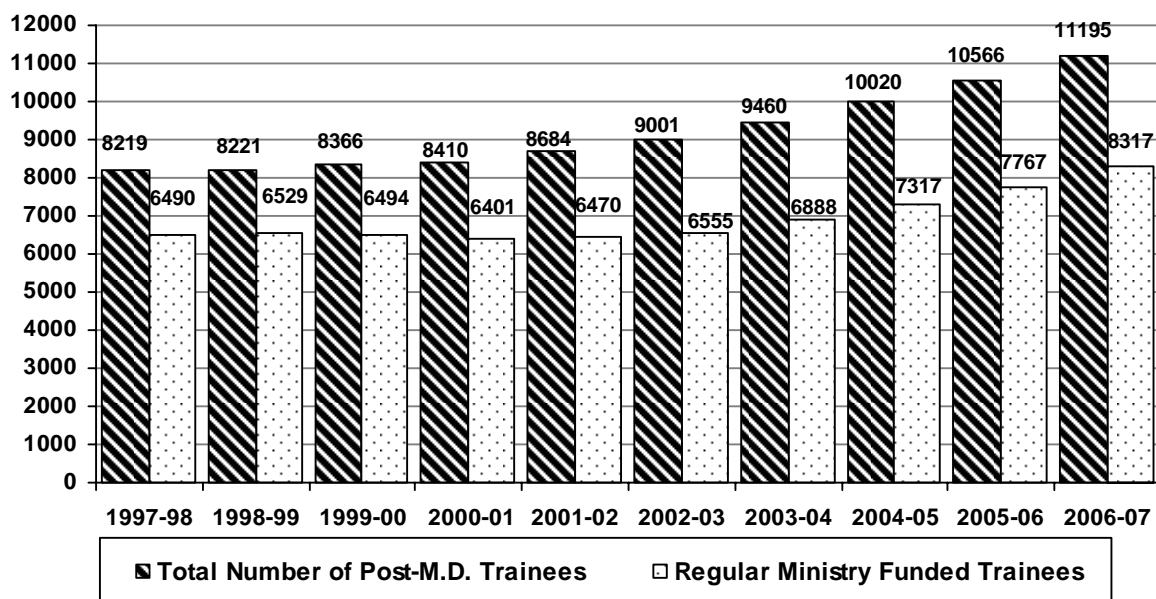
The number of female physicians completing medical, surgical or laboratory training programs decreased slightly, from 493 in 2005-06 to 480 in 2006-07. The number of female physicians exiting medical, surgical and lab programs has not yet exceeded the number of males exiting these programs.

Quick Facts 2006-2007

2. Quick Facts: Concerning Post-M.D. Trainees in Regular Ministry Funded Positions

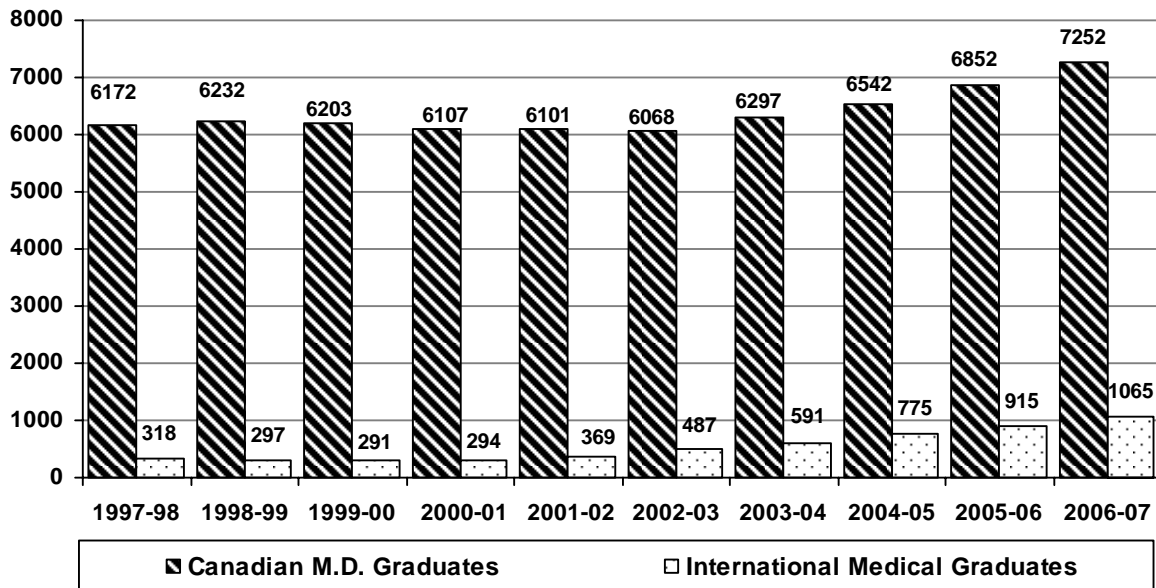
- A. The total number of regular ministry funded trainees continues to increase, reaching 8317 in 2006-07. The **total** number of post-M.D. trainees (ministry and non-ministry funded) also continues to increase, reaching 11195 in 2006-07. (*Figure 1*)
- B. Over the ten year period 1997-98 to 2006-07, the number of regular ministry funded Canadian medical graduates (CMGs) was lowest in 2001-02 (n=6101); By 2006-07 the number of ministry funded CMGs increased 19%, to 7252. During the same time period the number of regular ministry funded international medical graduates (IMGs) was lowest in 1999-00 (n=291); This figure has more than tripled in 2006-07 (n=1065). (*Figure 2*)
- C. The number of current year CMGs in post-M.D. training increased sharply over the period 2002-03 to 2006-07. The steady increase from 1388 in 2002-03 to 1827 in 2006-07 represents a 32% increase. (*Figure 3*)
- D. Throughout the period 1997-98 to 2006-07, the number of physicians re-entering post-M.D. training is relatively low compared to new entry physicians. However, in 2000-01 the number of new entry physicians was at its lowest (n=6175) and the number re-entry physicians was at its highest (n=226). The situation is reversed in 2006-07, with the number of new entry physicians at its 10-year high (n=8176) and the number of re-entry physicians at its lowest (n=141). (*Figure 4*)
- E. The number of family medicine trainees enrolled at the R-3 level has decreased in each of the two most recent data years, 2005-06 and 2006-07. The number of medical, surgical and laboratory trainees pursuing subspecialty training has increased in each of the two most recent data years. (*Figures 5 and 6*)

1. Total Post-M.D. Trainees and Regular Ministry Funded Post-M.D. Trainees



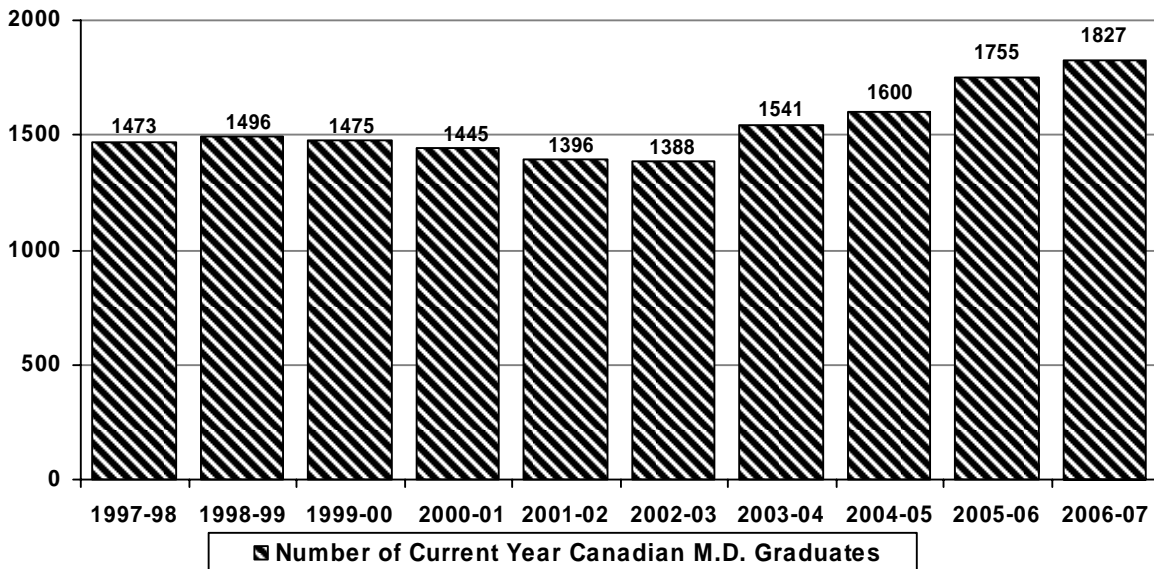
The total number of post-M.D. trainees increased to 11195 in 2006-07, a 6% increase over the 2005-06 figure. The ten-year low for total enrolment occurred in 1997-98 and the ten-year low for ministry funded enrolment occurred in 2000-01. In 2006-07, total enrolment is 36% higher than its ten year low and ministry funded enrolment is 30% higher than its ten year low.

2. Regular Ministry Funded Trainees: Canadian M.D. Graduates and International Medical Graduates



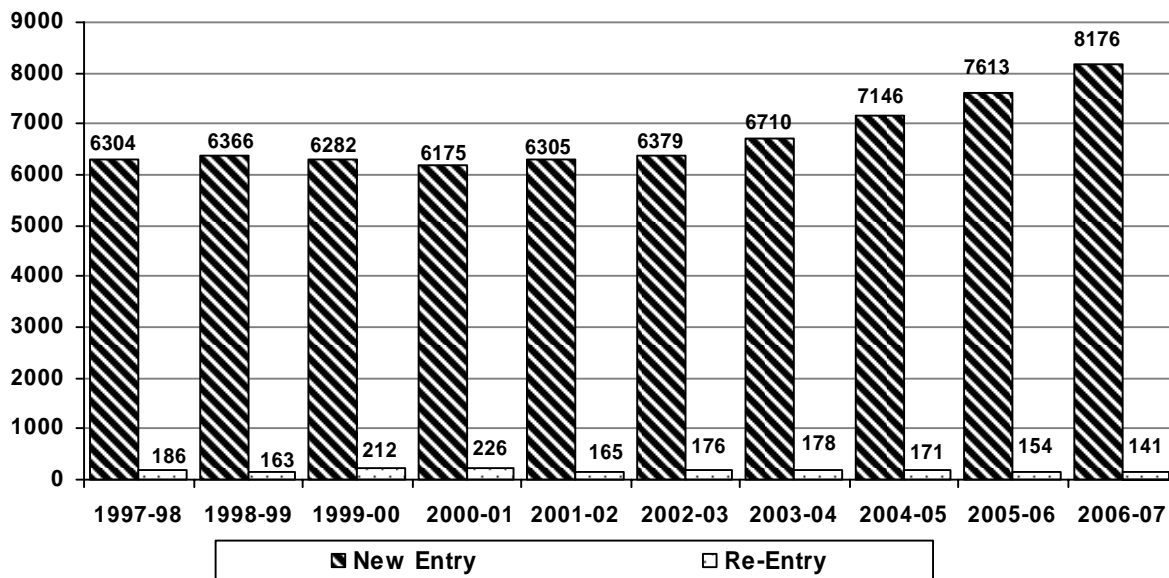
The number of ministry funded IMGs has increased to 1065 in 2006-07. Each year, for the past five years, the number of ministry funded IMGs has increased by no less than 100 over the previous year's figure. The largest one-year increase occurred in 2004-05 when the number of ministry funded IMGs increased by 184 over the previous year's figure.

3. Regular Ministry Funded Trainees: Number of Current Year Graduates of Canadian Medical Schools in Post-M.D. Training



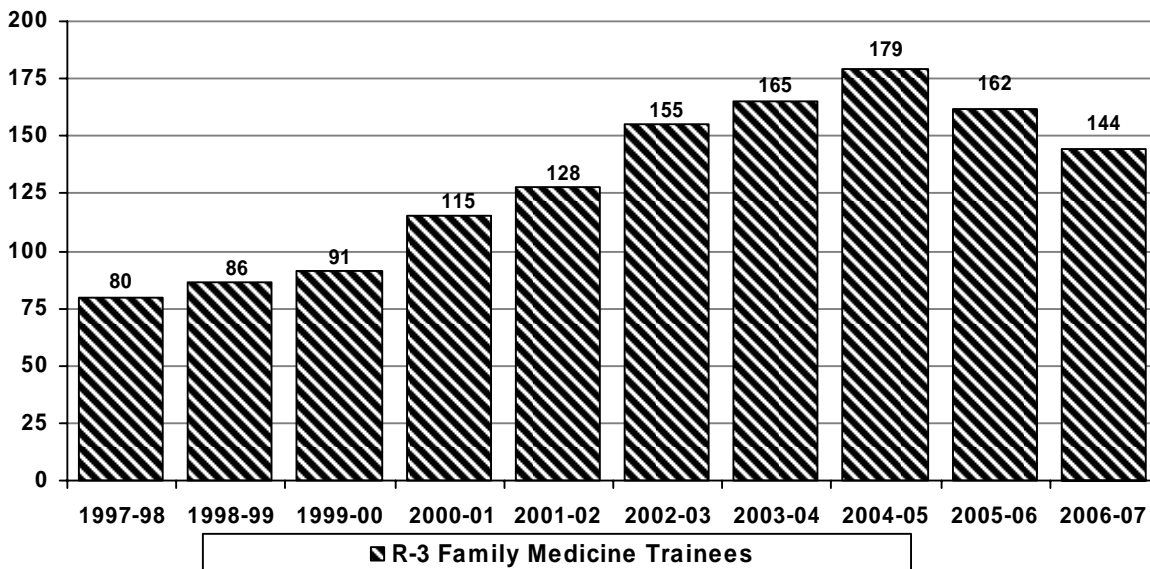
The number of current year Canadian M.D. graduates entering training in ministry funded positions increased to 1827 in 2006-07. This represents a 32% increase over 2002-03, when the number was at a ten year low.

4. Regular Ministry Funded Trainees: Number of New Entry and Re-entry Residents



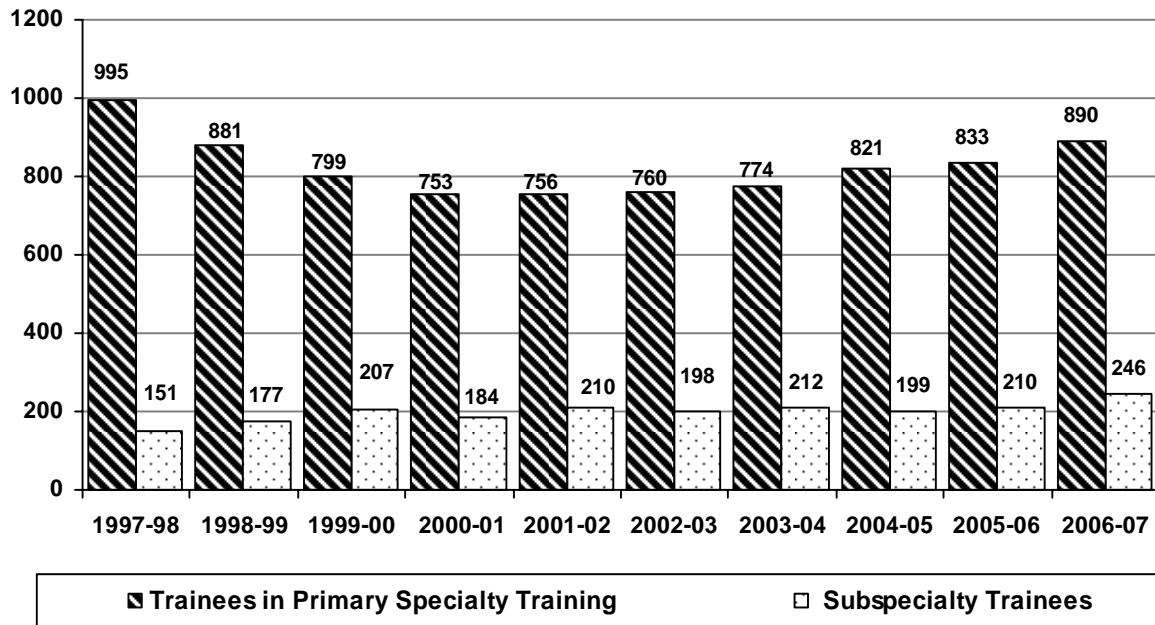
In 2000-01 the number of new entry physicians was at its lowest (n=6175) and the number re-entry physicians was at its highest (n=226). The situation is reversed in 2006-07, with the number of new entry physicians at a ten year high (n=8176) and the number of re-entry physicians at its lowest (n=141).

5. Regular Ministry Funded Trainees: Number of R-3 Level Trainees in Family Medicine



At 144 in 2006-07, the number of family medicine trainees pursuing R-3 training is lower than it has been in the five most recent data years.

6. Regular Ministry Funded Trainees: Number of R-4 Medical, Surgical and Laboratory Residents in Primary Specialties and Subspecialties



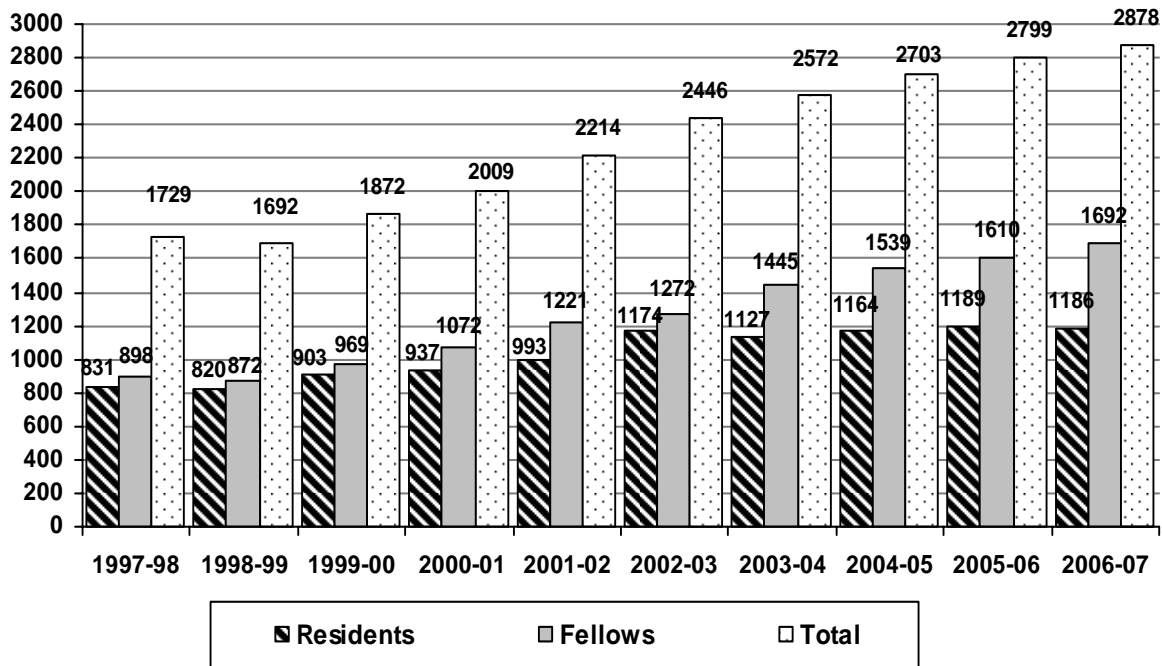
In 2006-07, 246 R-4 level medical, surgical and laboratory residents were in subspecialty training and 890 were in the primary specialties. Since 1999-00, between 20%-22% of medical, surgical and laboratory trainees have been enrolled in subspecialty training. (By way of clarification, the primary specialty Internal Medicine has a number of subspecialties, such as Cardiology, Gastroenterology, Nephrology, etc.)

Quick Facts 2006-2007

3. Quick Facts: Concerning Non-Ministry Funded Post-M.D. Trainees

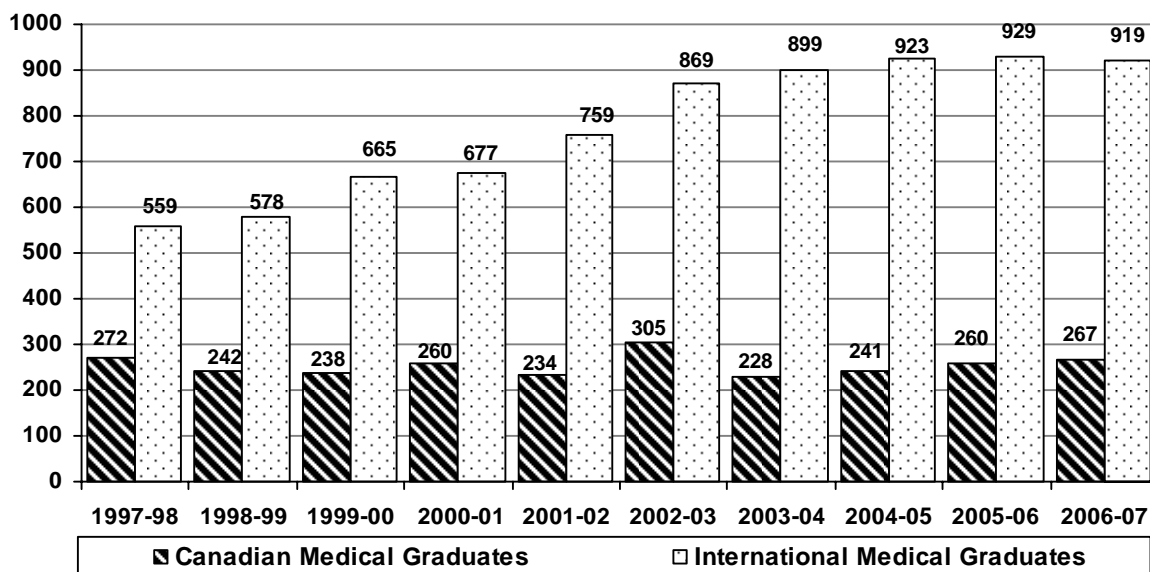
- A. From 1997-98 to 2006-07, there has been a steady increase in the number of non-ministry funded trainees from 1729 in 1997-98 to 2878 in 2006-07. (*Figure 1*)
- B. In each year between 1997-98 and 2006-07 most non-ministry funded post-M.D. trainees were international medical graduates (IMGs). These IMG trainees are funded mainly through contracts with foreign governments and numbered 919 in 2006-07. By comparison, in 2006-07 there were 267 non-ministry funded Canadian medical graduates (CMGs). These figures do not include post-M.D. Fellows. (*Figure 2*)
- C. In 2006-07 there were 267 non-ministry funded CMG Residents and 307 non-ministry funded CMG Fellows. Fellows typically outnumber Residents among non-ministry funded CMGs. (*Figure 3*)
- D. The number of non-ministry funded CMG re-entry trainees has increased slightly over the last 3 years, from 35 in 2004-05 to 43 in 2006-07. (*Figure 4*)
- E. There has been a marked increase in the number of non-ministry funded post-M.D. Visa trainees over the past decade. Non-ministry funded Visa trainees have increased from 973 in 1997-98 to 2082 in 2006-07. (*Figure 5*)

1. Non-Ministry Funded Trainees : Residents Versus Fellows



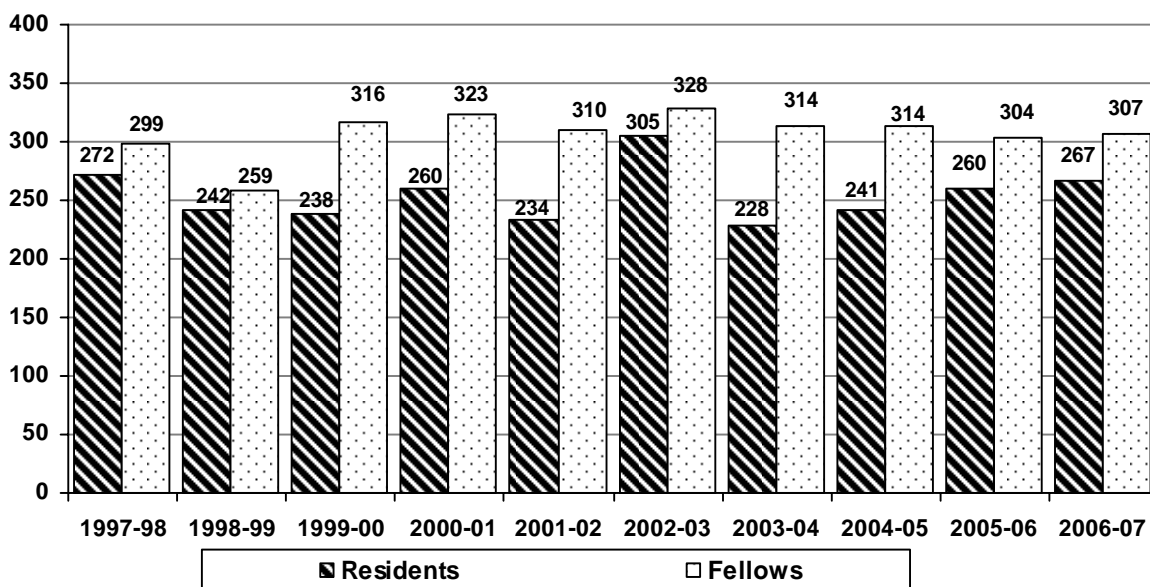
The number of non-ministry funded trainees increased from 2799 in 2005-06 to 2878 in 2006-07. This overall increase is attributable to an increase in the number of non-ministry funded post-M.D. Fellows .

3. Non-Ministry Funded Trainees (Excluding Fellows): Canadian Medical Graduates and International Medical Graduates



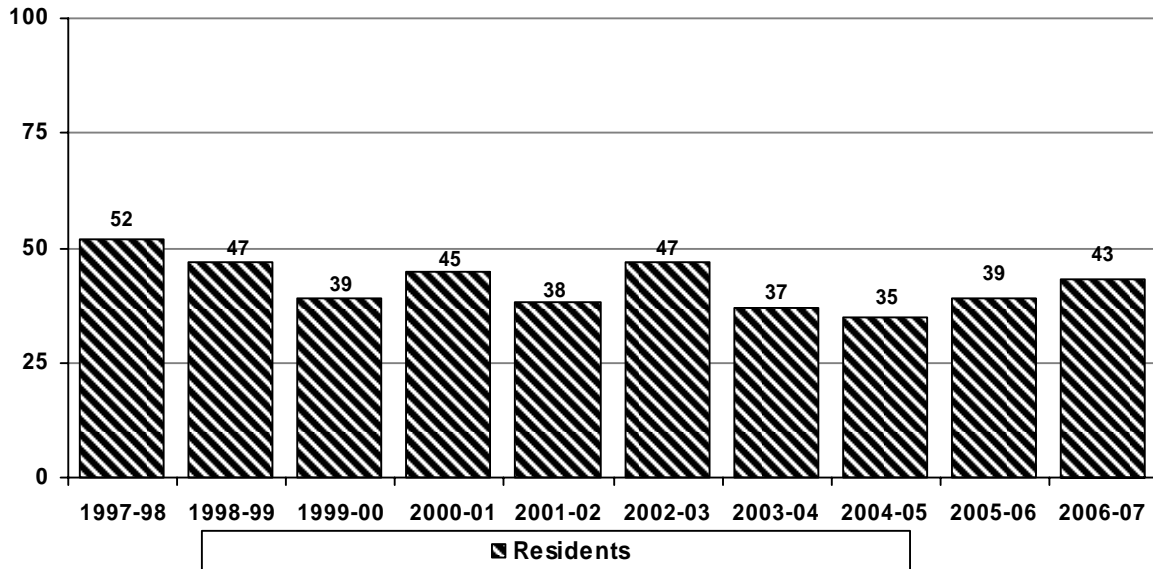
Between 1997-98 and 2006-07 there has been relatively little change in the number of non-ministry funded CMG Residents. These trainees numbered 272 in 1997-98 and 267 in 2006-07. While the number of non-ministry funded IMG Residents increased substantially between 1997-98 and 2004-05, there has been little change in the number of these trainees in the three most recent data years.

3. Non-Ministry Funded Trainees (CMGs Only – IMGs Excluded): Residents Versus Fellows



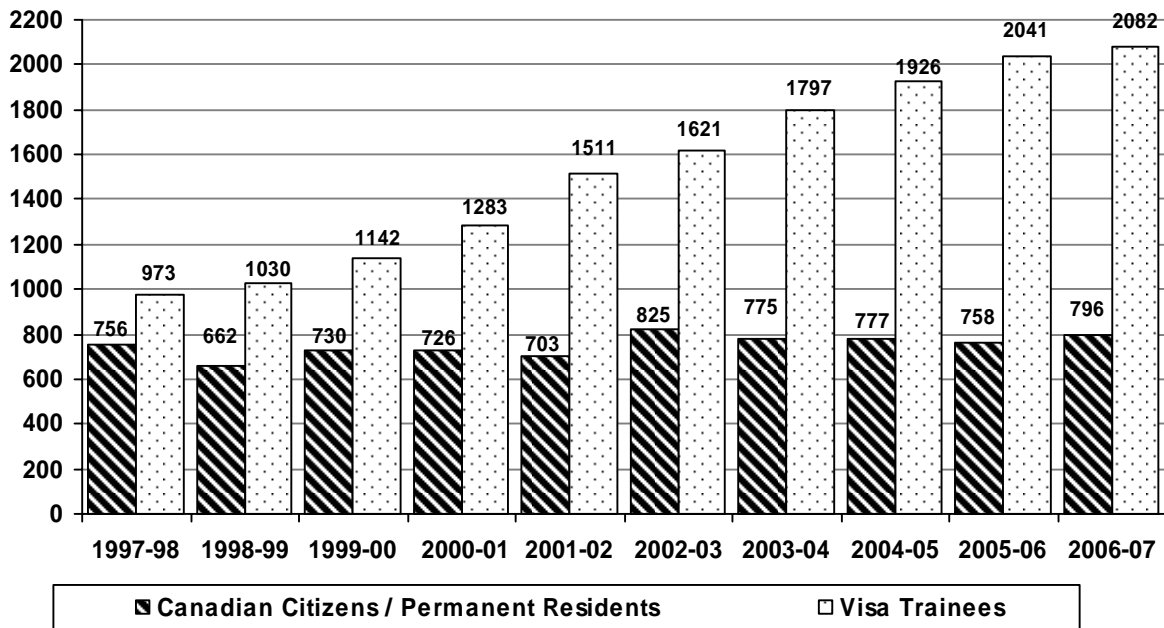
In 2006-07 there were 267 non-ministry funded CMG Residents and 307 non-ministry funded CMG Fellows. Fellows have outnumbered Residents among non-ministry funded CMGs in each year during the period 1997-98 – 2006-07.

4. Non-Ministry Funded Trainees (CMGs Only – IMGs Excluded): Number of Re-entry Residents



The number of non-ministry funded CMG re-entry trainees has increased slightly over the last 3 years, from 35 in 2004-05 to 43 in 2006-07.

5. Non-Ministry Funded Trainees: Canadian Citizens/Permanent Residents Versus Visa Trainees



There has been a marked increase in the number of non-ministry funded post-M.D. Visa trainees over the past decade. Non-ministry funded Visa trainees have increased from 973 in 1997-98 to 2082 in 2006-07. By contrast, the number of non-ministry funded Canadian citizens/permanent residents has remained relatively stable.