

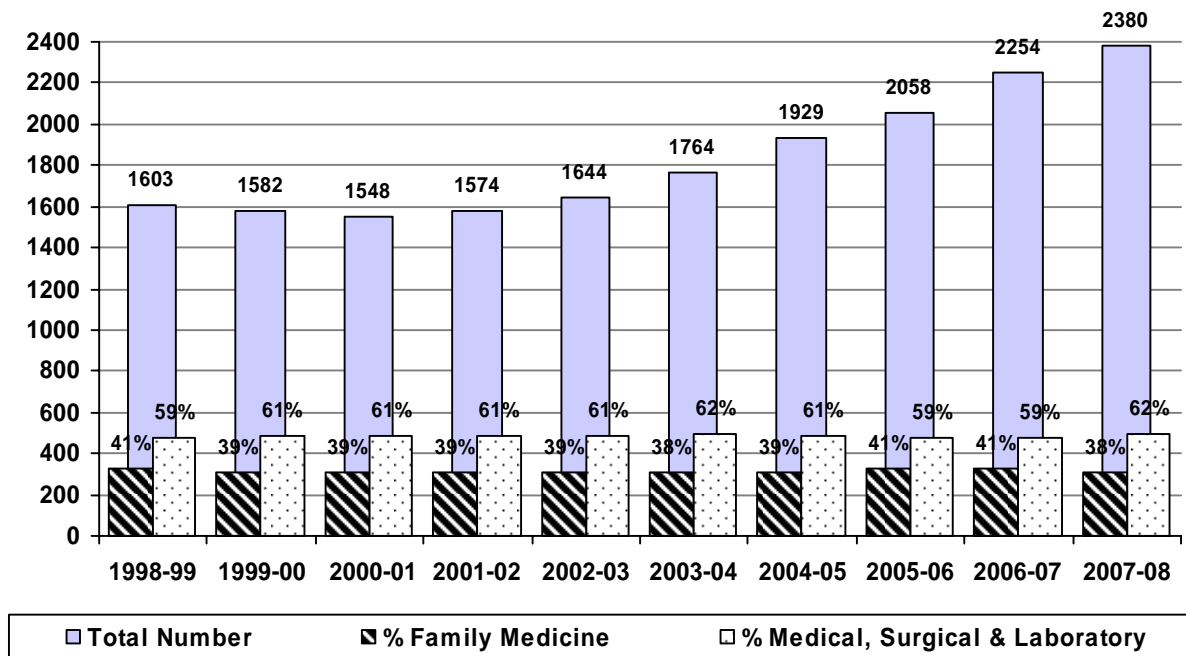
## Quick Facts 2007-2008

### 1. Quick Facts: Concerning Canadian Citizens/Permanent Residents

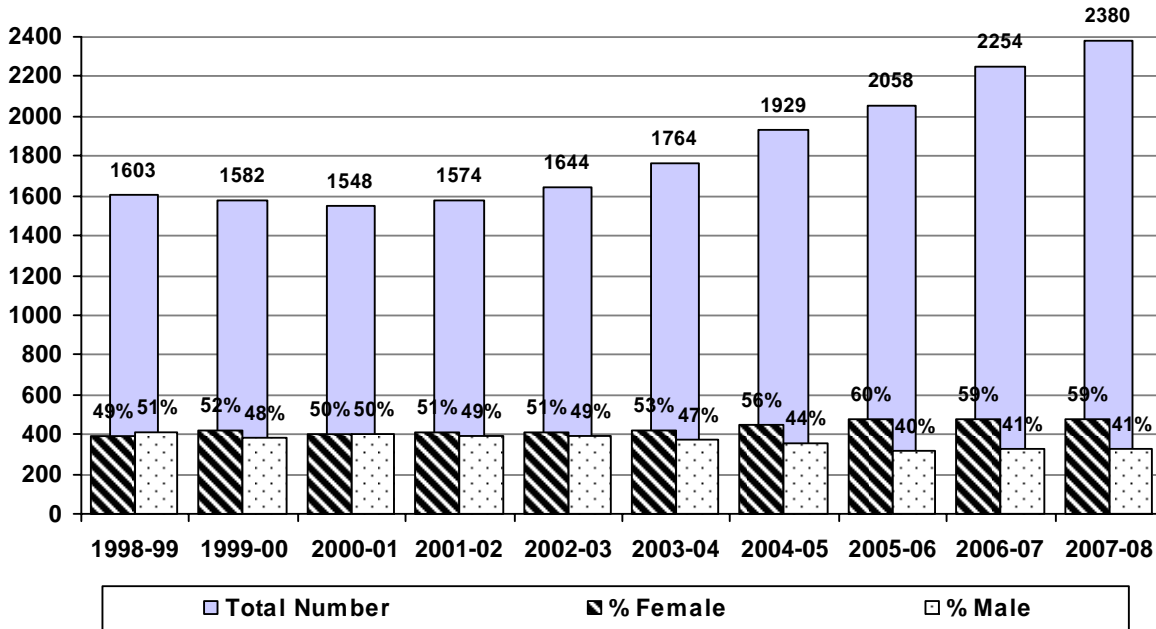
This section presents summary statistics for post-M.D. trainees who are more likely to be among Canada's future physicians due to their citizenship status. Included in the results are graduates of Canadian faculties of medicine as well as international medical graduates (IMGs) who are Canadian citizens or permanent residents.

- A. First year trainees:** During the period 1998-99, the number of first year post-M.D. medical trainees was lowest in 2000-01 (n=1548). Since 2000-01 the number of first year trainees has increased in each consecutive year. At 2380, the number of first year trainees in 2007-08 is 54% higher than the number in 2000-01. Among all trainees, first year trainees have increased proportionately from 22% in 1998-99 to 25% in 2007-08. (Figures 1 and 4)
- B. International Medical Graduates:** Among first year trainees IMGs have increased in number and as a proportion of all first year trainees. In 2007-08 there were 404 first year post-M.D. IMG trainees in Canada, up from 360 the previous year. IMGs comprised 17% of all first year post-M.D. trainees in 2007-08, the highest such percentage value between 1998-99 and 2007-08. (Figure 3)
- C. Gender:** The proportion of medical trainees who are women has increased over the past decade; 59% of physicians entering training in 2007-08 were female, compared to 49% in 1998-99. In 2007-08, 66% of physicians exiting family medicine training programs were female and 45% of those exiting medical, surgical and laboratory programs were women. (Figures 2, 10 and 11)
- D. Specialty mix:** In 2007-08, 895 (38%) of the first year trainees were in family medicine programs and 1485 (62%) were in medical, surgical and laboratory programs. Among exiting trainees in 2007-08, 42% were completing family medicine programs and 58% were completing medical, surgical and laboratory programs. (Figures 1 and 7)

### 1. Canadian Citizens and Permanent Residents: First Year Trainees in Family Medicine and Medical/Surgical/Laboratory Training Programs

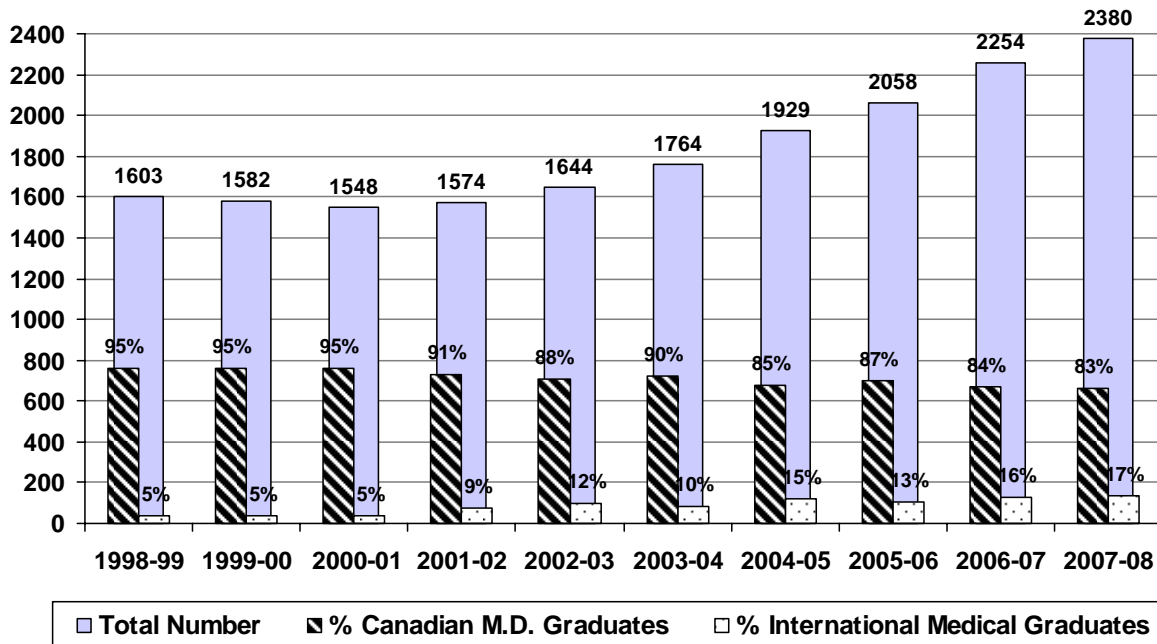


**2. Canadian Citizens and Permanent Residents: First Year Trainees by Sex**



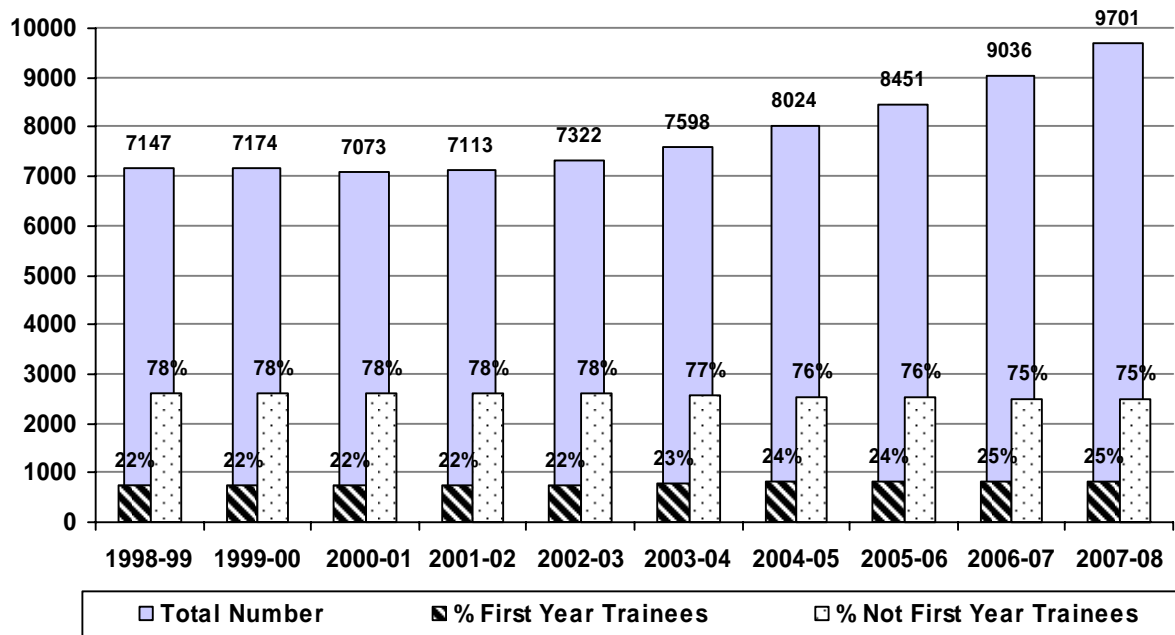
While the total number of Canadian citizens/permanent residents entering training has increased almost 6%, from 2254 in 2006-07 to 2380 in 2007-08, the male:female ratio remains the same.

**3. Canadian Citizens and Permanent Residents: Comparison of First Year Trainees Based on Canadian M.D. Graduation and International Medical Graduation**



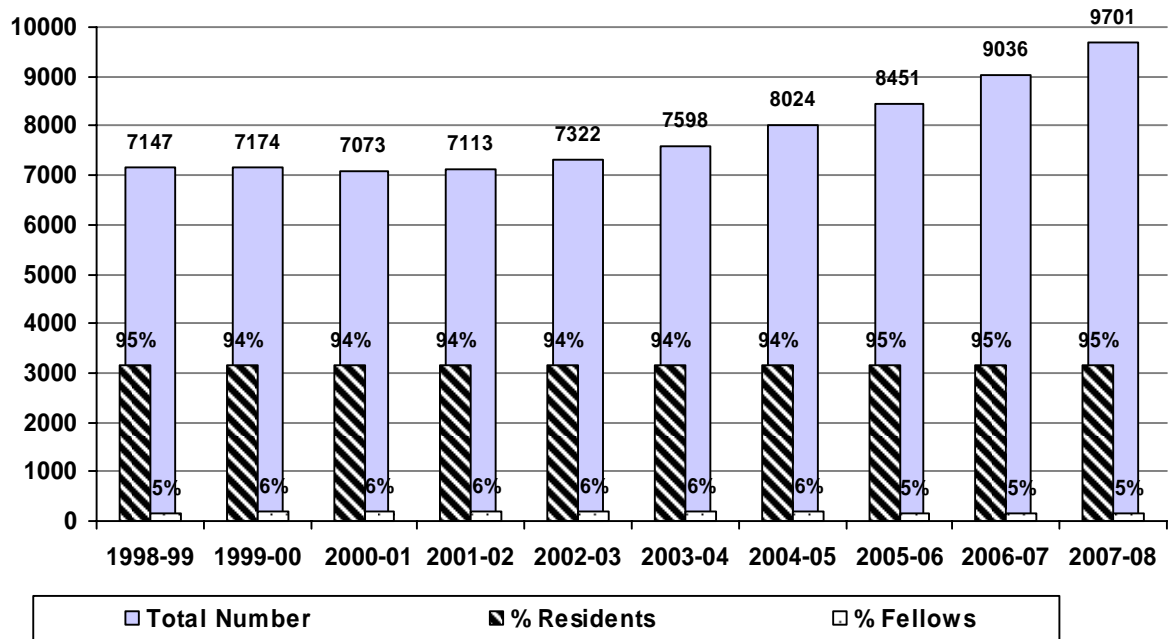
The numbers of Canadian and international medical graduates increased in 2007-08. IMGs comprised 5% of first year trainees in each year between 1998-99 and 2000-01. Since then, there has been an increase in the proportion of first year trainees who are IMGs.

**4. Canadian Citizens and Permanent Residents: First Year Post-M.D. Trainees and Non First Year Trainees**



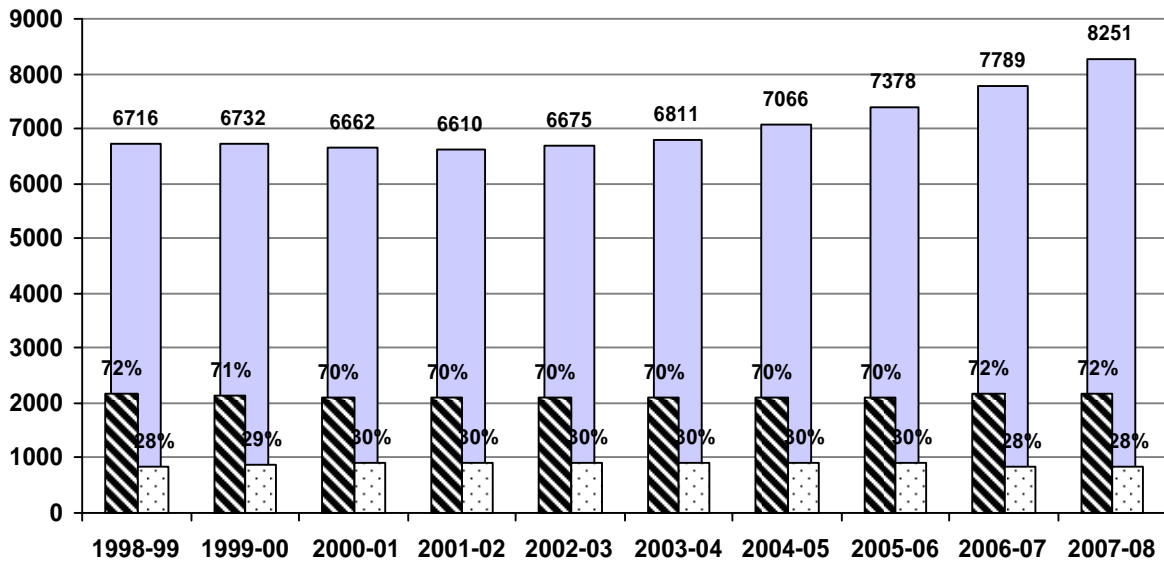
First year trainees continue to comprise approximately one-quarter of all post-M.D. trainees. Total post-M.D. enrollment has grown steadily since 2000-01. The total number of Canadian citizens/permanent residents enrolled in post-M.D. training increased 37% between 2000-01 and 2007-08.

**5. Canadian Citizens and Permanent Residents: Residents and Fellows**



Fellows comprise about 5-6% of post-M.D. trainees in Canada. This figure has remained relatively constant over the past decade.

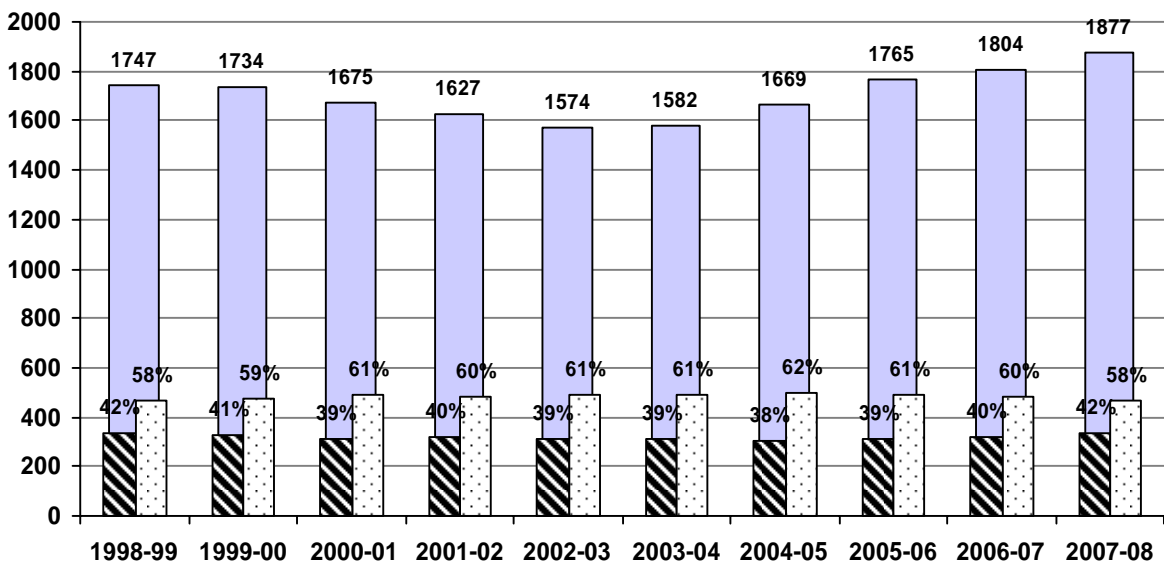
**6. Canadian Citizens and Permanent Residents: Canadian M.D. Graduates Pursuing Post-M.D. Training Within and Outside Their Province of M.D. Graduation**



Total Number
  % Post-M.D. Training in M.D. Prov.
  % Post-M.D. Training in Different Prov.

The proportion of Canadian graduates who do their post-M.D. training in the province where they earned their M.D. degree remained stable at 70% between 2000-01 and 2005-06. The percentage increased slightly (to 72%) in the two most recent data years, 2006-07 and 2007-08.

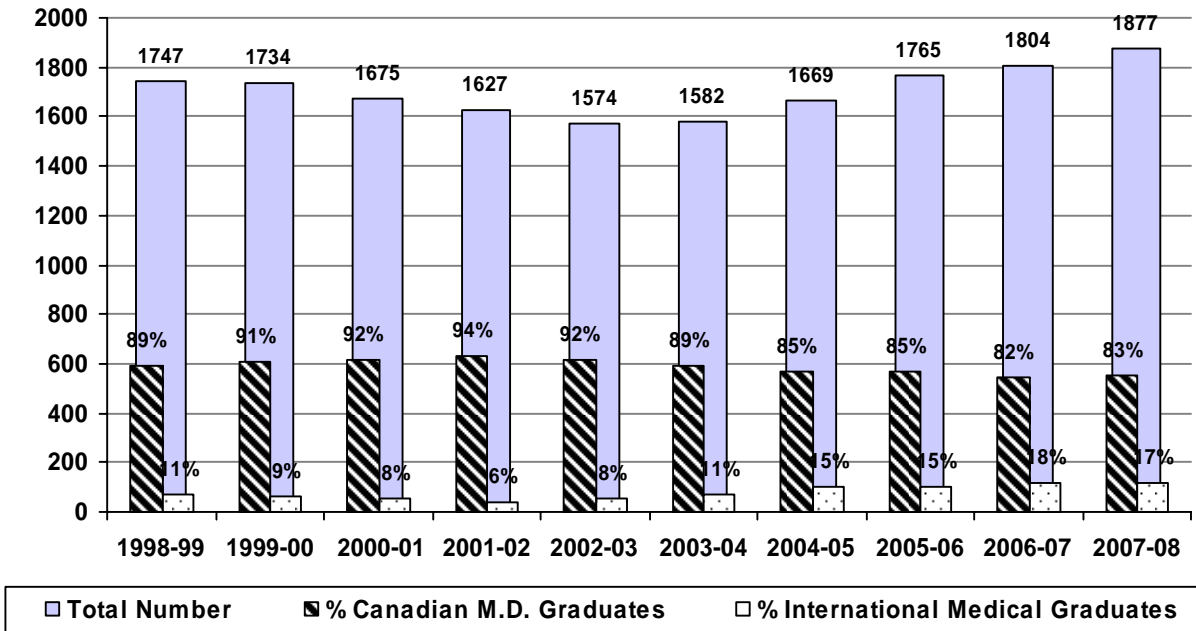
**7. Canadian Citizens and Permanent Residents: Post-M.D. Trainees Exiting Family Medicine Vs. Medical, Surgical Laboratory Programs**



Total Number
  % Family Medicine
  % Medical, Surgical & Laboratory

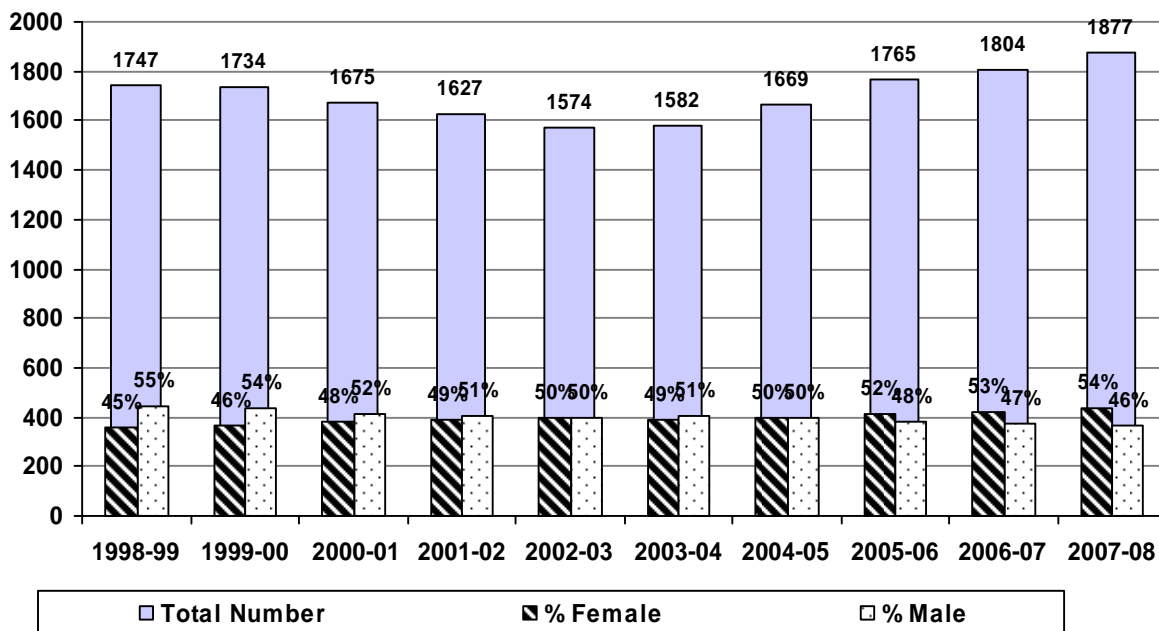
As the number of Canadian citizens/permanent residents entering post-M.D. training has increased, so too has the number of physicians exiting post-M.D. training. The number of physicians exiting post-M.D. training went from 1574 in 2002-03 to 1877 in 2007-08, a 19% increase.

**8. Canadian Citizens and Permanent Residents: Exiting Post-M.D. Trainees by Canadian M.D. Graduate and International Medical Graduate Status**



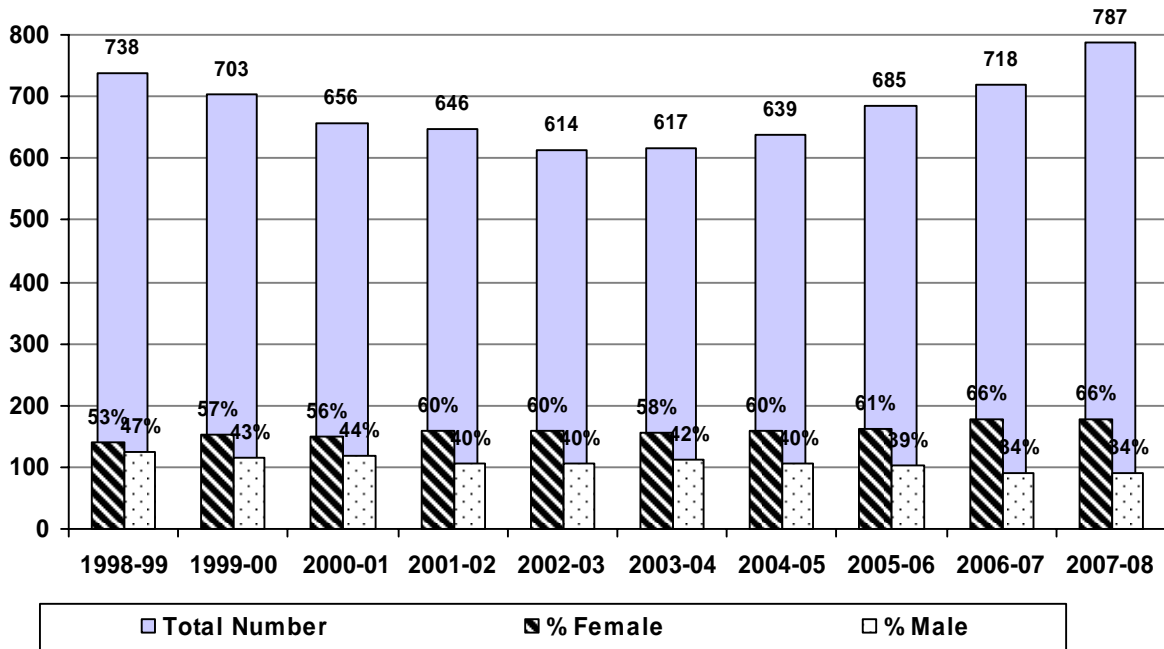
In 2007-08 international medical graduates comprise 17% (n=324) of the practice entry cohort, which excludes Visa trainees. There were 1553 graduates of Canadian medical schools (83%) in the practice entry group.

**9. Canadian Citizens and Permanent Residents: Exiting Post-M.D. Trainees by Sex**



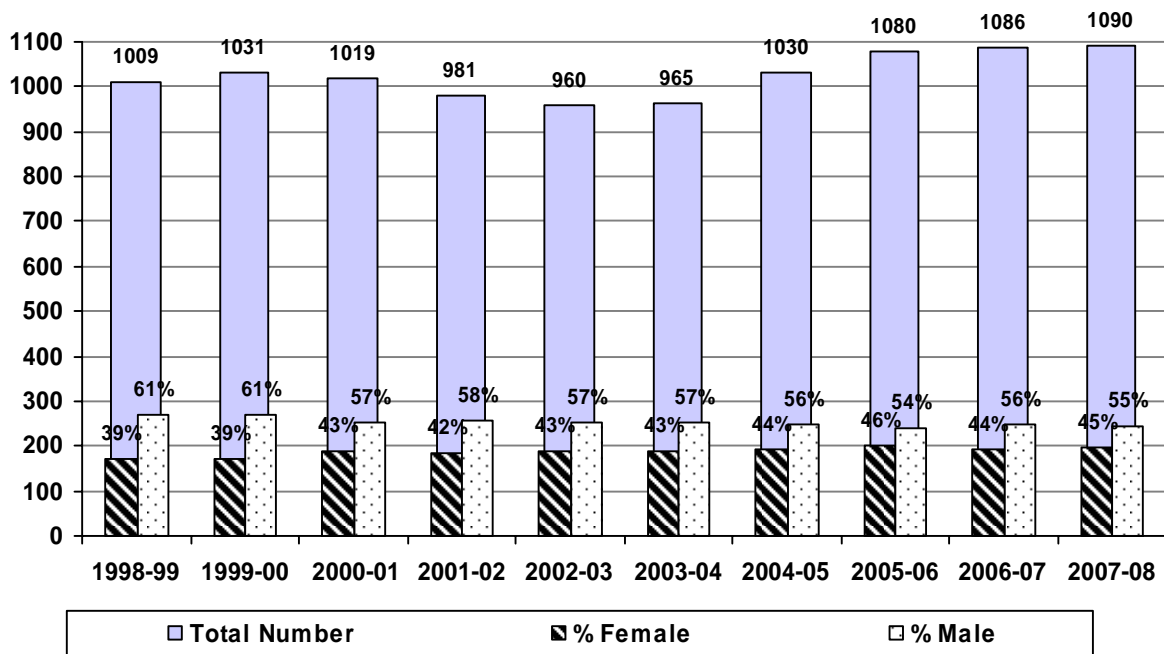
Since 2005-06, males comprise a decreasing proportion of trainees exiting post-M.D. training.

**10. Canadian Citizens and Permanent Residents: Exiting Family Medicine Post-M.D. Trainees by Sex**



Over the past 10 years females constitute an increasing proportion of family physicians completing post-M.D. training. Of the 787 physicians who completed family medicine training in 2007-08, 520 (66%) were female and 267 (34%) were male.

**11. Canadian Citizens and Permanent Residents: Exiting Medical, Surgical and Laboratory Post-M.D. Trainees by Sex**



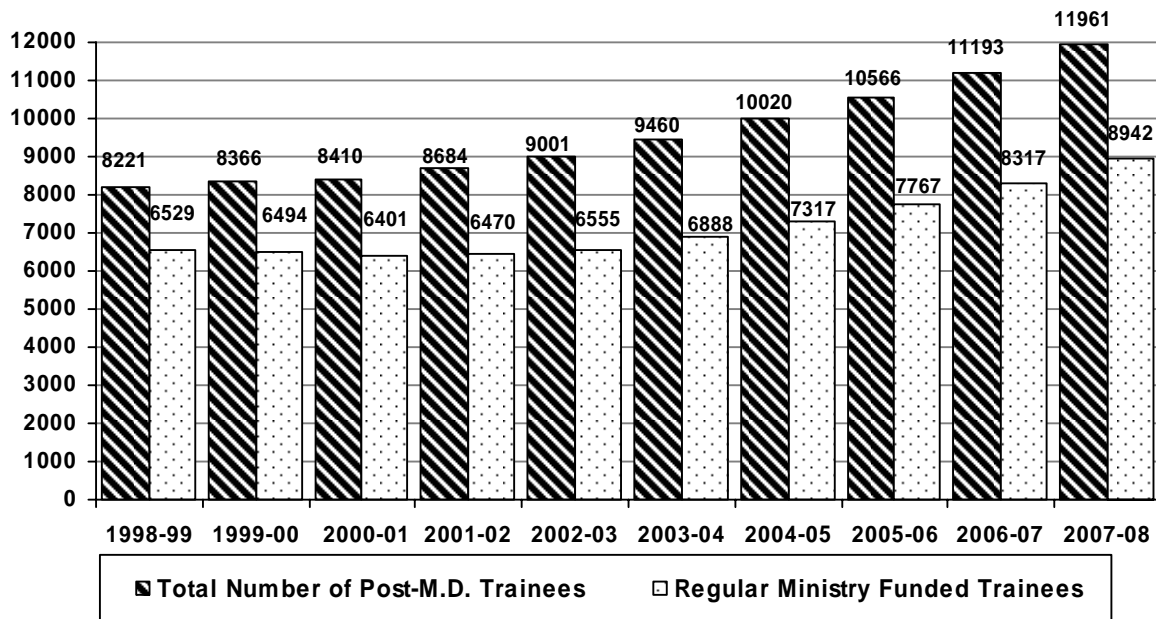
The number of female physicians completing medical, surgical or laboratory training programs increased slightly, from 480 in 2006-07 to 495 in 2007-08. The number of female physicians exiting medical, surgical and lab programs has not yet exceeded the number of males exiting these programs.

## Quick Facts 2007-2008

### 2. Quick Facts: Concerning Post-M.D. Trainees in Regular Ministry Funded Positions

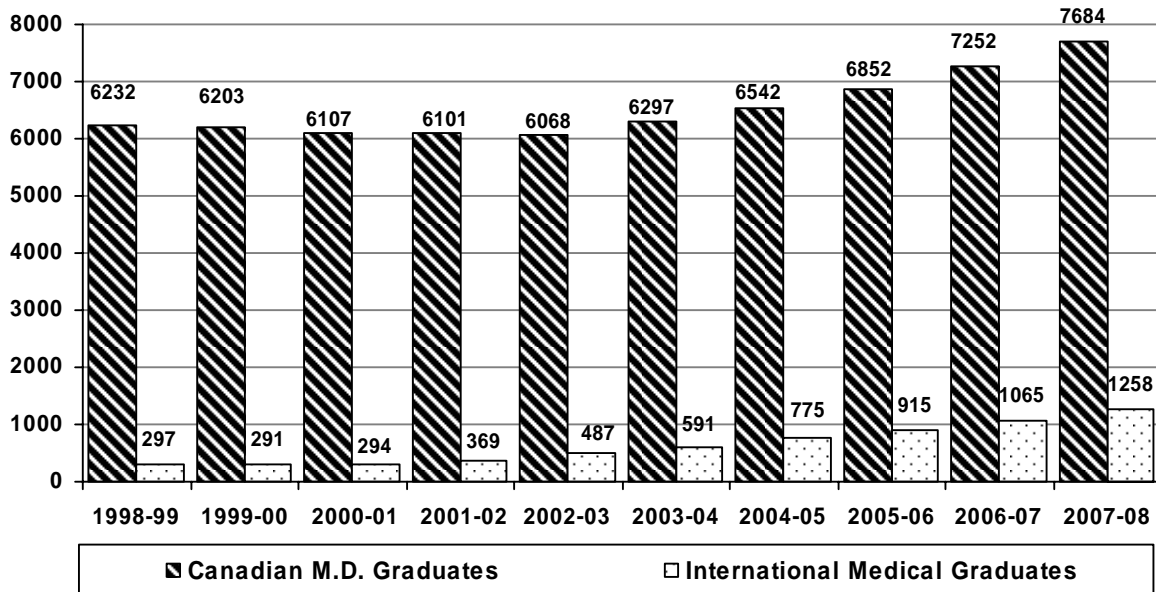
- A. The total number of regular ministry funded trainees continues to increase, reaching 8942 in 2007-08. The **total** number of post-M.D. trainees (ministry and non-ministry funded) also continues to increase, reaching 11961 in 2007-08. (*Figure 1*)
- B. Over the ten year period 1998-99 to 2007-08, the number of regular ministry funded Canadian medical graduates (CMGs) was lowest in 2001-02 (n=6101); By 2007-08 the number of ministry funded CMGs increased 26%, to 7684. During the same time period the number of regular ministry funded international medical graduates (IMGs) was lowest in 1999-00 (n=291). This figure is more than four times larger in 2007-08 (n=1258). (*Figure 2*)
- C. The number of current year CMGs in post-M.D. training increased sharply over the period 2002-03 to 2007-08. The steady increase from 1388 in 2002-03 to 1898 in 2007-08 represents a 37% increase. (*Figure 3*)
- D. Throughout the period 1998-99 to 2007-08, the number of physicians re-entering post-M.D. training is relatively low compared to new entry physicians. However, in 2000-01 the number of new entry physicians was at its lowest (n=6175) and the number of re-entry physicians was at its highest (n=226). Since 2000-01, new entries have increased while re-entries have generally decreased. (*Figure 4*)
- E. After two consecutive drops in 2005-06 and 2006-07, R-3 family medicine enrolment increased to 167 in 2007-08. The number of medical, surgical and laboratory trainees pursuing subspecialty training has increased in each of the three most recent data years. (*Figures 5 and 6*)

#### 1. Total Post-M.D. Trainees and Regular Ministry Funded Post-M.D. Trainees



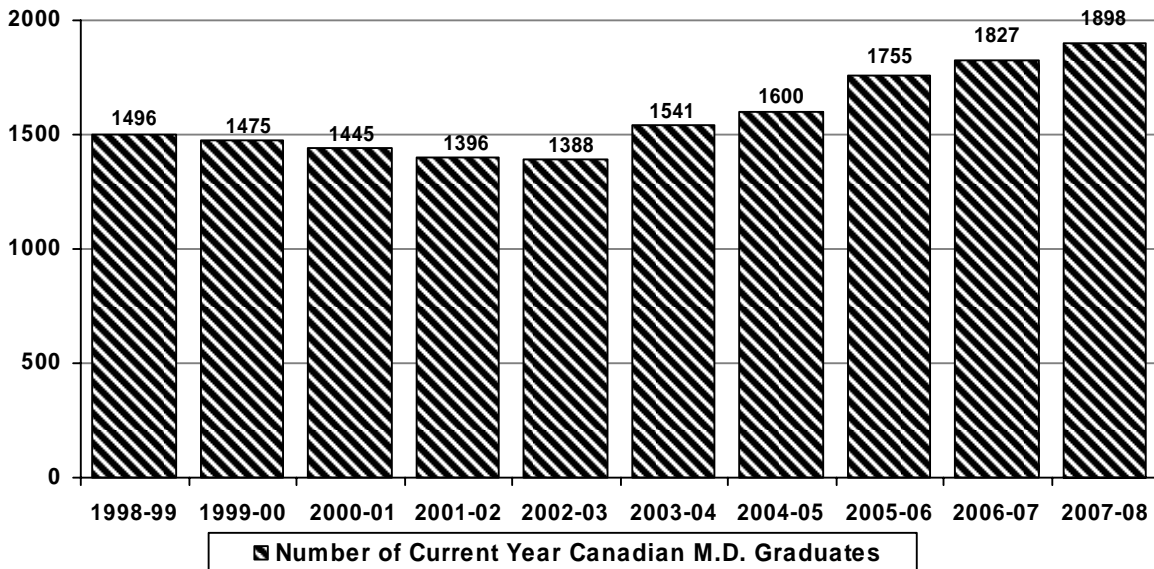
The total number of post-M.D. trainees increased to 11961 in 2007-08, a 7% increase over the 2006-07 figure. The ten-year low for total enrolment occurred in 1998-99 and the ten-year low for ministry funded enrolment occurred in 2000-01. In 2007-08, total enrolment is 45% higher than its ten year low and ministry funded enrolment is 40% higher than its ten year low.

**2. Regular Ministry Funded Trainees: Canadian M.D. Graduates and International Medical Graduates**



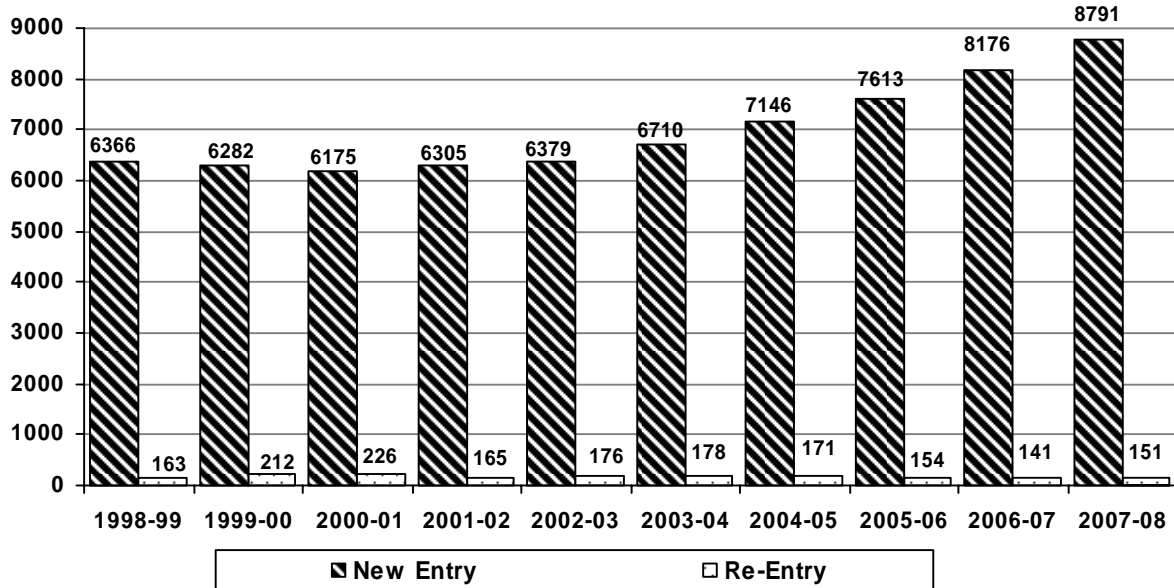
The number of ministry funded IMGs has increased to 1258 in 2007-08. Each year, for the past six years, the number of ministry funded IMGs has increased by no less than 100 over the previous year's figure. The largest one-year increase occurred in 2007-08, when the number of ministry funded IMGs increased by 193 over the previous year's figure.

**3. Regular Ministry Funded Trainees: Number of Current Year Graduates of Canadian Medical Schools in Post-M.D. Training**



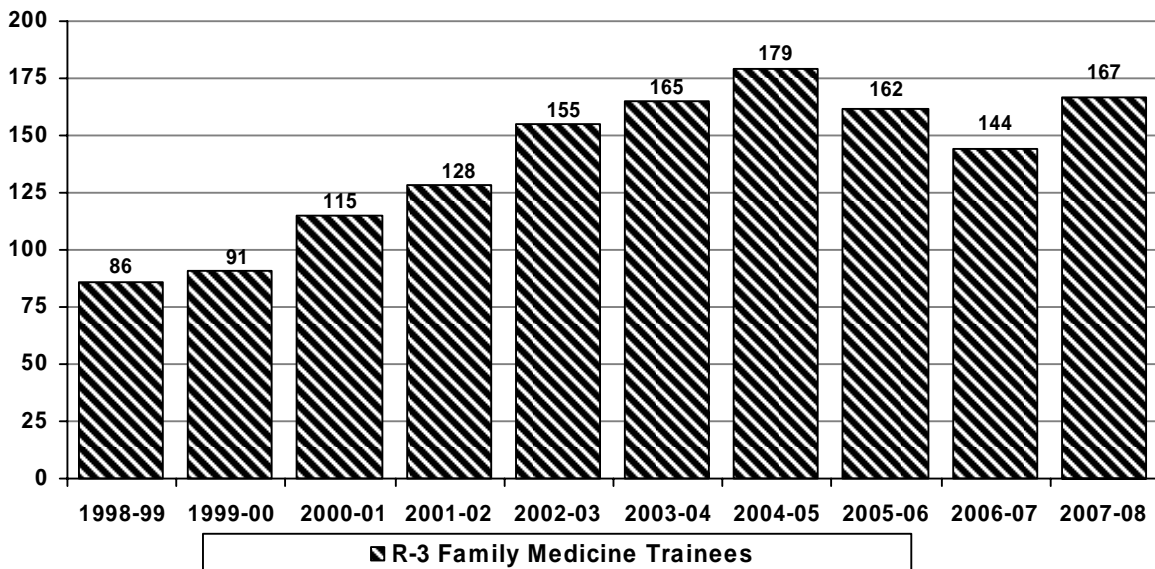
The number of current year Canadian M.D. graduates entering training in ministry funded positions increased to 1898 in 2007-08. This represents a 37% increase over 2002-03, when the number was at a ten year low.

**4. Regular Ministry Funded Trainees: Number of New Entry and Re-entry Residents**



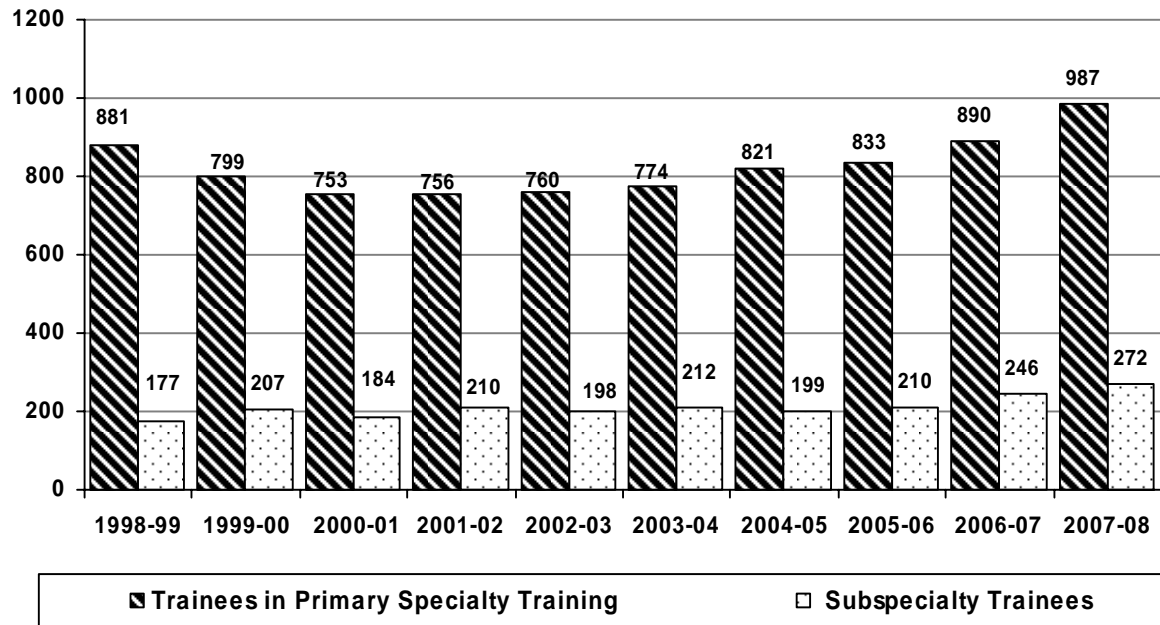
In 2000-01 the number of new entry physicians was at its lowest (n=6175) and the number re-entry physicians was at its highest (n=226). Since 2000-01, new entries have increased while re-entries have generally decreased.

**5. Regular Ministry Funded Trainees: Number of R-3 Level Trainees in Family Medicine**



After two consecutive drops in 2005-06 and 2006-07, R-3 family medicine enrolment increased to 167 in 2007-08.

**6. Regular Ministry Funded Trainees: Number of R-4 Medical, Surgical and Laboratory Residents in Primary Specialties and Subspecialties**



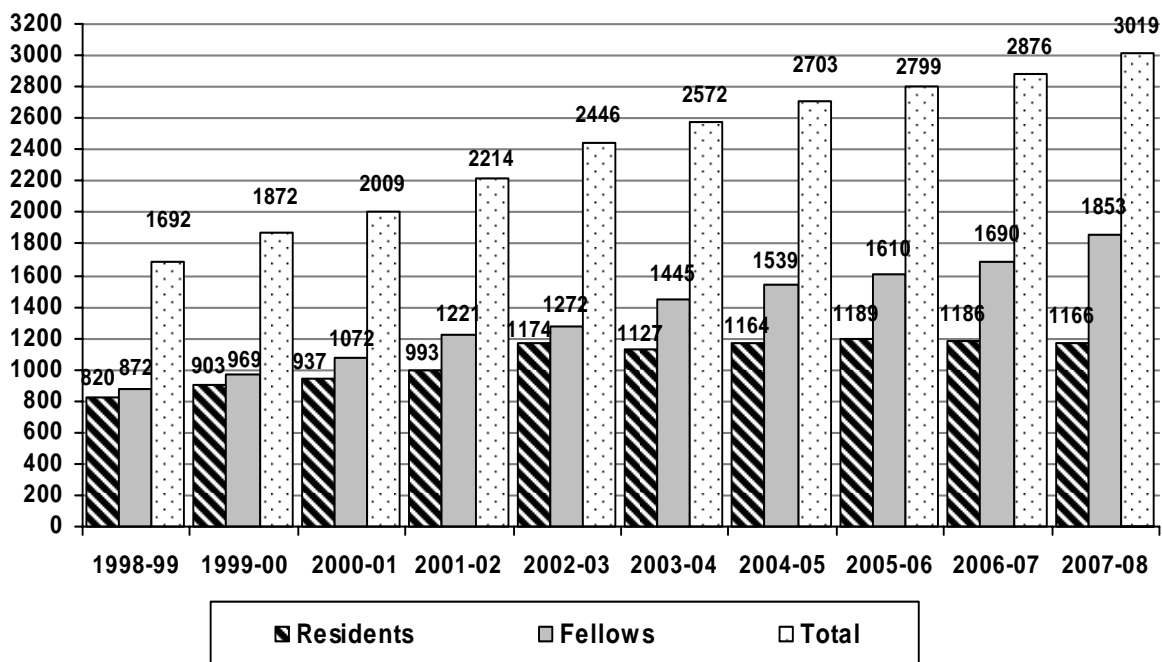
In 2007-08, 272 R-4 level medical, surgical and laboratory residents were in subspecialty training and 987 were in the primary specialties. Since 1999-00, between 20%-22% of medical, surgical and laboratory trainees have been enrolled in subspecialty training. (By way of clarification, the primary specialty Internal Medicine has a number of subspecialties, such as Cardiology, Gastroenterology, Nephrology, etc.)

## Quick Facts 2007-2008

### 3. Quick Facts: Concerning Non-Ministry Funded Post-M.D. Trainees

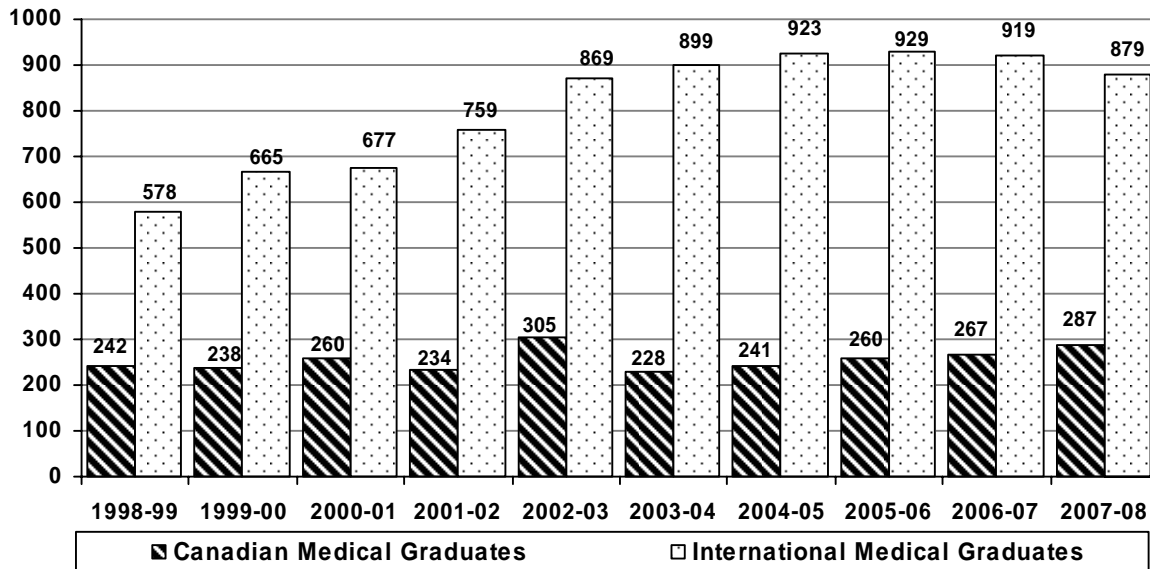
- A. From 1998-99 to 2007-08, there has been a steady increase in the number of non-ministry funded trainees, from 1692 in 1998-99 to 3019 in 2007-08. (Figure 1)
- B. In each year between 1998-99 and 2007-08 most non-ministry funded post-M.D. trainees were international medical graduates (IMGs). IMG trainees are funded mainly through contracts with foreign governments and numbered 879 in 2007-08. By comparison, in 2007-08 there were 287 non-ministry funded Canadian medical graduates (CMGs). These figures do not include post-M.D. Fellows. (Figure 2)
- C. In 2007-08 there were 287 non-ministry funded CMG Residents and 314 non-ministry funded CMG Fellows. Fellows typically outnumber Residents among non-ministry funded CMGs. (Figure 3)
- D. The number of non-ministry funded CMG re-entry trainees has fluctuated little over the past ten years, from a high of 47 in 1998-99 and 2002-03 to a low of 35 in 2004-05. (Figure 4)
- E. There has been a marked increase in the number of non-ministry funded post-M.D. Visa trainees over the past decade. Non-ministry funded Visa trainees have increased from 1030 in 1998-99 to 2176 in 2007-08. (Figure 5)

#### 1. Non-Ministry Funded Trainees : Residents Versus Fellows



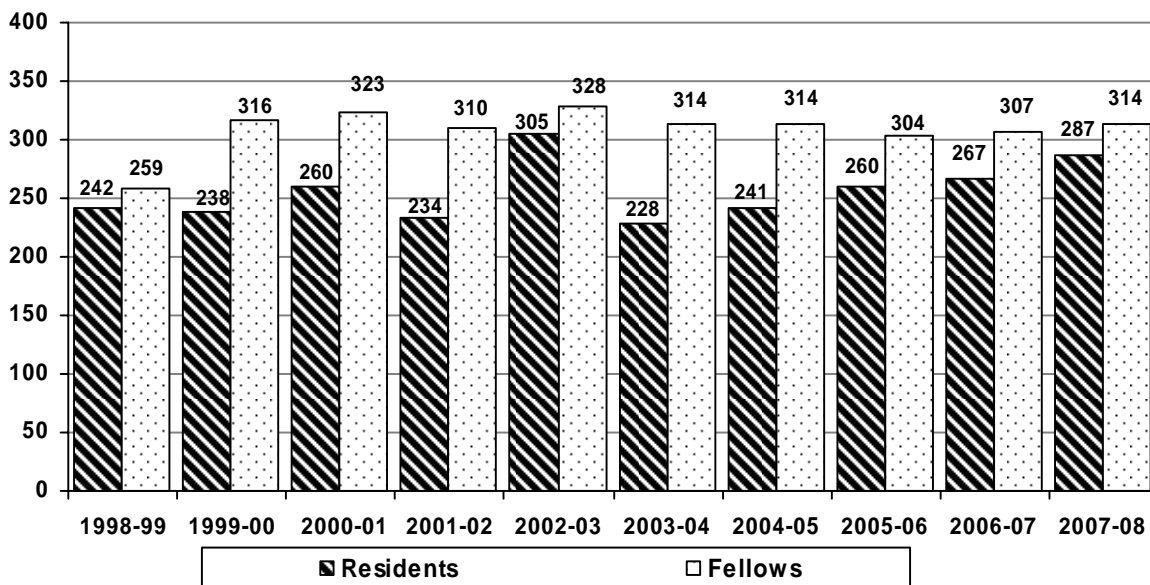
The number of non-ministry funded trainees increased from 2876 in 2006-07 to 3019 in 2007-08. This overall increase is attributable to an increase in the number of non-ministry funded post-M.D. Fellows .

## 2. Non-Ministry Funded Trainees (Excluding Fellows): Canadian Medical Graduates and International Medical Graduates



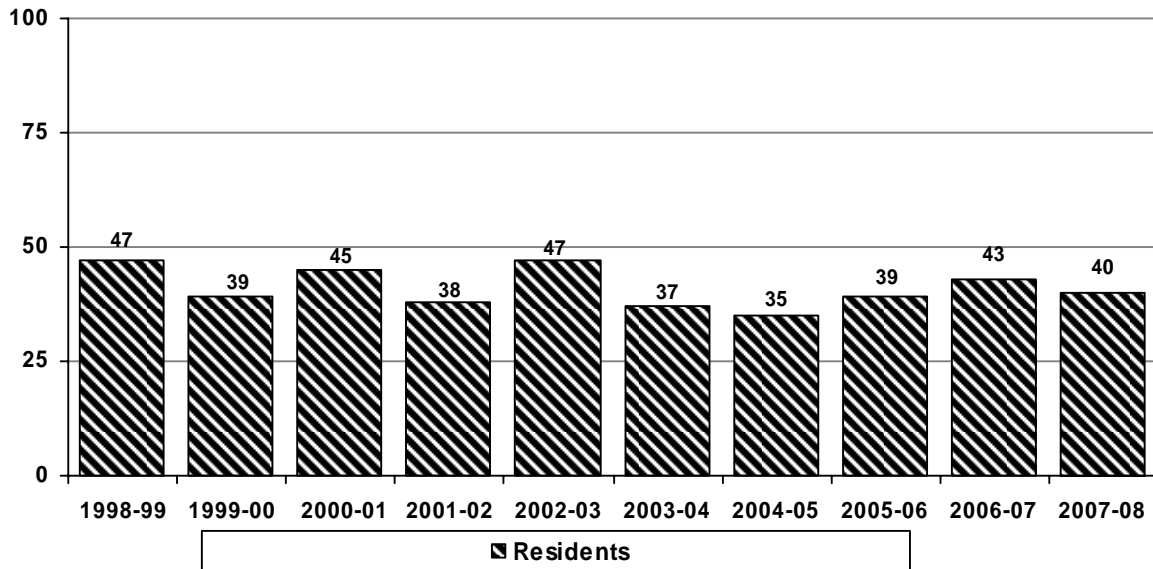
Between 1998-99 and 2007-08 there has been relatively little change in the number of non-ministry funded CMG Residents. These trainees numbered 242 in 1998-99 and 287 in 2007-08. While the number of non-ministry funded IMG Residents increased substantially between 1998-99 and 2005-06, the numbers have decreased in each of the two most recent data years.

## 3. Non-Ministry Funded Trainees (CMGs Only – IMGs Excluded): Residents Versus Fellows



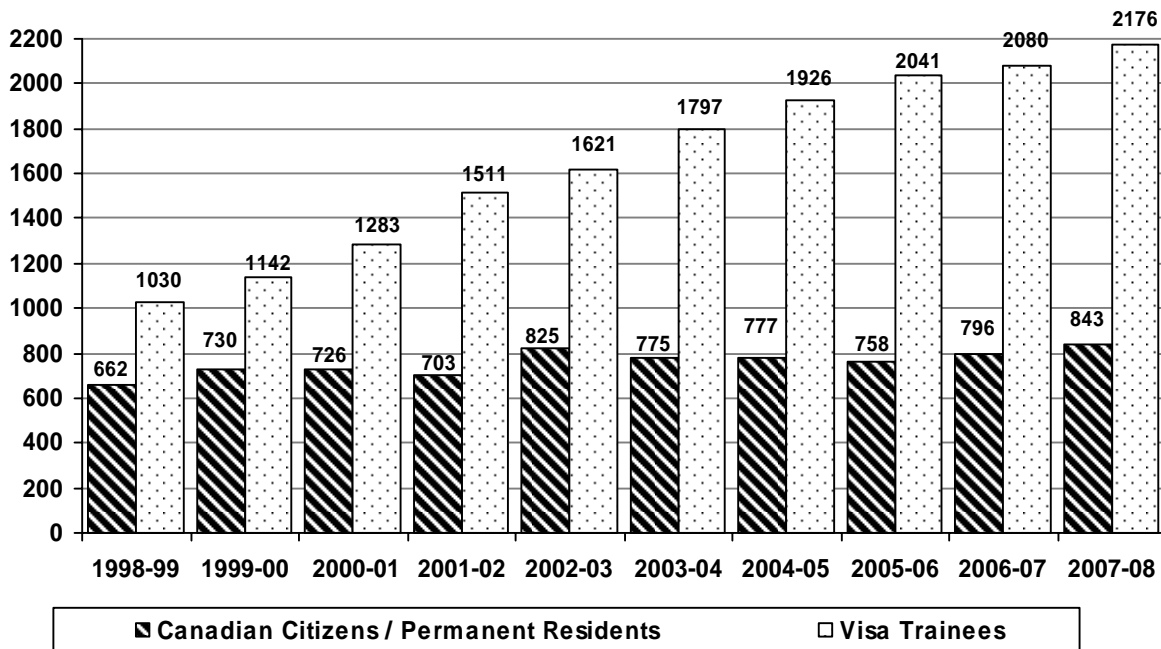
In 2007-08 there were 287 non-ministry funded CMG Residents and 314 non-ministry funded CMG Fellows. Fellows have outnumbered Residents among non-ministry funded CMGs in each year during the period 1998-99 – 2007-08.

**4. Non-Ministry Funded Trainees (CMGs Only – IMGs Excluded): Number of Re-entry Residents**



The number of non-ministry funded CMG re-entry trainees has fluctuated little over the past ten years, from a high of 47 in 1998-99 and 2002-03 to a low of 35 in 2004-05.

**5. Non-Ministry Funded Trainees: Canadian Citizens/Permanent Residents Versus Visa Trainees**



There has been a marked increase in the number of non-ministry funded post-M.D. Visa trainees over the past decade. Non-ministry funded Visa trainees have increased from 1030 in 1998-99 to 2176 in 2007-08. By contrast, the number of non-ministry funded Canadian citizens/permanent residents has remained comparatively stable.